


PRICE LIST

LTM 021 27.05.2024



Smart solutions.
Strong relationships.



murugappa

PRODUCT SPECTRUM



For CG LT Motors Catalogues, please scan below QR code



Safe Area IE4



Flameproof IE4



Entice Series
M1 Range






LT Motor Range
Catalogue



SM Series
Alternators



Index

•	Special Features And Accessories Offered For AC Motors	3-10
•	Safe Area Motors	11-18
○	Super Premium Efficiency Motors - IE4	12
○	Premium Efficiency Motors - IE3	13
○	Premium Efficiency Motors Higher Output - IE3 	14
○	Premium Efficiency Motors - IE3 Aluminium	15
○	High Efficiency Motors - IE2	16
○	High Efficiency Motors - IE2+ 	17
○	High Efficiency Motors -IE2 Aluminium	18
•	Agnita Series	19-22
○	Super Premium Efficiency Flameproof Motors- IE4	20
○	Premium Efficiency Flameproof Motors - IE3 FLP	21
○	High Efficiency Flameproof Motors - IE2 FLP	22
•	Slip Ring Motors	23-27
○	TEFC Slip Ring Motors	24
○	SPDP Slip Ring Motors	25
○	Crane Duty Motors - Slip Ring	26
○	Crane Duty Motors - Squirrel Cage	27
•	Special Motors	28-36
○	NEMA Premium Motors	29
○	Textile Application Motors	30
○	Crusher Duty Motors	31
○	Brake Motors - KIBOSH Cast Iron Series	32
○	Brake Motors - KIBOSH Aluminium Series	33
○	Fire Fighting Motors Series	34
○	UL Listed High Efficiency Motors - IE2	35
○	IE2 Smoke Extraction Motors	36
○	IE3 Smoke Extraction Motors 	37
•	Alternators	38-42
•	DC Motors	42-44
•	Terms And Conditions & Service Plus Performance	45



SPECIAL FEATURES OFFERED FOR 3 PHASE AC MOTORS WITH CASH EXTRAS

1 ELECTRICAL FEATURES				
Sr.No	Description	Cash Extras in % of ALP or absolute value in INR whichever is Lower		
1.1	VOLTAGE / FREQUENCY			
	a)	415V, 50Hz and 460V/60Hz	Nil	
	b)	Other than above voltage/ frequency/ combination	5%	
	c)	Dual voltage	5%	
	d)	Triple voltage: (220/380/440) V	5%	
1.2	VFD Suitable			
	a)	Stress Cat A (Voltages ≤ 500V) (CG standard insulation)	Nil	
	b)	Stress Cat B (Voltages ≤ 500V) (VPI and Special winding Wire)	Upto 250 frame	5%
			280 and above frame	3%
	c)	Stress Cat C (VPI and Corona Resistance Wire)	Upto 200	8%
Frame size 225 & 280			6%	
Frame size 315 & 500	5%			
1.3	IMPREGNATION SCHEME			
	Vacuum Pressure Impregnation Treatment (VPI)	Frame size 63 to 250	5%	
		Frame size 280 & above	Nil (Default feature)	
1.4	NON STANDARD RV/RA FOR SLIPRING MOTORS (prior confirmation for RV/RA to be taken)	7.5%		
1.5	INSULATIONS CLASS			
	Class 'H' insulation	10%		
1.6	MULTI SPEED MOTORS (Only for Safe Area)			
	a)	Single tapped winding type with 2/4, 4/8, 4/6, 6/8 P Motors	10% on ALP of higher polarity	
	b)	Dual speed motors with separate winding	17.5% on ALP of higher polarity	
	c)	Multi speed motor (more than 2 speeds)	25% on ALP of highest polarity	
1.7	HIGHER POLARITY MOTORS			
	a)	10 pole	10% on 8P ALP of selected frame size	
	b)	12 pole	15% on 8P ALP of selected frame size	
	c)	16 pole	25% on 8P ALP of selected frame size	
1.8	INTERMITTENT DUTY MOTORS			
	Intermittent Duty (other than S1)	5% on ALP of selected frame size		
1.9	EPOXY GEL COAT / TROPICALIZATION	2%		

1) All % (percentage) figures are to be loaded on list price

2) All ₹ figures to be added on net price

3) Inspection charges are subject to GST

4) For any Non-standard features / Accessories not explicitly covered in this price list, please contact to nearest branch office



2		MECHANICAL FEATURES	
Sr.No	Description	Cash Extras in % of ALP or absolute value in INR whichever is Lower	
2.1	MOUNTING All types of mounting other than B3 (Foot) for all types of motors	Frame size 63 to 160	3%
		Frame size 180 & above	5%
2.2	ANTI CORROSIVE TREATMENT/PAINT		
	a)	For TEFC SR & SPDP SR: Paint Shade - 631 as per IS:5	Nil (default paint shades)
		For IE2 motors : Paint Shade - RAL 7034	
		For IE3 motors : Paint Shade - RAL 5021	
		Fan cover will be black powder coated for GD series and IE3 NS motors	
		For IE4 motors : Paint Shade – CG Green	
	b)	Anti-Corrosive Paint/ Epoxy (with above mentioned paint shade)	3%
	c)	Paint Shade other than above mentioned shades	5% subject to max 20,800/-
	d)	Additional thickness above 100 micron up to 200 micron	5%
	e)	C3-M/C4-M/C5-M painting for standard paint shade (For gas group IIC motors - max DFT 200 micron)	Upto 10L order value
Above 10L order value			12.5%
f)	C3-M/C4-M/C5-M painting for non standard paint shade (For gas group IIC motors - max DFT 200 micron)	Upto 10L order value	25%
		Above 10L order value	17.5%
g)	Zinc silicate coating	10%	
2.3	SPECIAL SHAFT EXTENSION/ MATERIAL		
	a)	Standard double shaft extension (DE/NDE identical)	5%
	b)	Non-standard single / double shaft with diameter and length less than standard dimensions (not available in SPDP SR)	10%
	c)	Taper single shaft extension taper 1:10	5%
	d)	Taper double shaft extension taper 1:10	10%
	e)	Special shaft material EN 24 grade (SDT + 4 weeks extra)	10%
	f)	Stainless steel shaft (SDT + 4 weeks extra)	Frame size 80 to 180 15%
2.4	DEGREE OF PROTECTION AS PER IEC 60034-5		
	IP66/ IP65/ IP56 for TEFC SCR motors		5%
2.5	CUSTOM SIZE FABRICATED TERMINAL BOX		
	a)	One size higher terminal box can be supplied for TEFC SCR motors (Refer DPA Portal for cable size chart)	3%
	b)	2 size higher terminal box	5%
	c)	3 size higher terminal box	8%
2.6	REGREASABLE BEARINGS		
	a)	Re - greasing arrangement in safe area motors	Frame size 160 to 225 ₹ 1500/-
	b)	Re - greasing arrangement in hazardous area motors	Frame size 160 to 225 ₹ 3800/-
	c)	C4 clearance bearing (2 Pole Only)	Frame size 160 to 225 ₹ 4200/-

1) All % (percentage) figures are to be loaded on list price

2) All ₹ figures to be added on net price

3) Inspection charges are subject to GST

4) For any Non-standard features / Accessories not explicitly covered in this price list, please contact to nearest branch office



Sr.No	Description	Cash Extras in % of ALP or absolute value in INR whichever is Lower
2.7	INSULATED BEARING AT NON DRIVING END (NDE) (For VFD duty motors, insulated bearing at NDE is recommended for frame size 315 and above)	Frame size 160 to 225 ₹ 21000/-
		Frame size 250 to 400 (2 Pole) ₹ 34700/-
		Frame size 250 to 355L (4 Pole & above) ₹ 35200/-
		Frame size 355LX & 400 (4 Pole & above) ₹ 45000/-
		Frame size E400 (4 Pole & above) ₹ 63500/-
		Frame size 450 (4 Pole & above) ₹ 99900/-
2.8	ROLLER BEARING AT DE (Recommended for belt driven application)	a) For 4 Pole & above
		Frame size 160 & 180 ₹ 3800/-
		Frame size 200 to 250 ₹ 5500/-
		Frame size 280 & 315 ₹ 5850/-
		Frame size 355 ₹ 7000/-
		Frame size 400 to 500 ₹ 10500/-
b) For 2 Pole	Refer to division	
2.9	FORCED COOLING ARRANGEMENT (NOT APPLICABLE FOR 2 POLE MOTORS)	a) For safe area motors
		Frame size 160 & 180 ₹ 8100/-
		Frame size 200 & 225 ₹ 19000/-
		Frame size 250 ₹ 27750/-
		Frame size 280 ₹ 33500/-
		Frame size 315 ₹ 37000/-
		Frame size 355 ₹ 45000/-
		Frame size 400 & above ₹ 60000/-
b) For hazardous area motors	Refer to division	
2.10	STAINLESS STEEL HARDWARE (Not applicable for FLP & GD series motors)	Frame size 80 to 225 ₹ 1750/-
		Frame size 250 & above ₹ 3000/-
2.11	BRASS STUDS (For Safe area motors only)	Frame size 63 to 225 ₹ 6400/-
		250 to 355 ₹ 12700/-
		400 & Above Refer to division
2.12	CANOPY	a) MS Canopy (For motors with terminal box on RHS / LHS only)
		Frame size 90 to 132 ₹ 1750/-
		Frame size 160 to 200 ₹ 2350/-
		Frame size 225 to 250 ₹ 4100/-
		Frame size 280 to 315 ₹ 7000/-
		Frame size 355 ₹ 9250/-
		b) FRP Canopy (For motors with terminal box on RHS / LHS ONLY) (Not applicable for FLP motors)
c) GI Canopy	1.5 Times of the MS canopy	

1) All % (percentage) figures are to be loaded on list price

2) All ₹ figures to be added on net price

3) Inspection charges are subject to GST

4) For any Non-standard features / Accessories not explicitly covered in this price list, please contact to nearest branch office.



Sr.No	Description	Cash Extras in % of ALP or absolute value in INR whichever is Lower	
2.13	METALLIC FAN		
	Fan Material - MS/ CI/ AL (prior confirmation from division is must)	3%	
2.14	FLYING LEADS		
	a) 1 meter & 6 leads	5%	
	b) 1.1 to 2 meter & 6 leads	8%	
	c) For extra TB(Loose)	3%	
2.15	ENCODER MOUNTING ARRANGEMENT FOR TEFC SCR MOTORS	Frame size 160 & above	5% or ₹ 8800/- whichever is lower
2.16	JACKING OUT HOLES ON MOTOR FEET	Frame size 225 to 280	2%
2.17	NOISE LEVEL (As per IEC 60034-9)		
	a) <= 85 dB(A) @ 1 m at no load for 4 pole and above motors	3%	
	b) <= 90 dB (A) @ 1 m at no load for all 2 pole motors.	3%	
	c) For lower noise level	Refer to division	
2.18	VIBRATION LEVEL AS PER IEC60034-14		
	a) Grade A	Nil	
	b) Grade B	20%	
2.19	FABRICATED STATOR BODY FOR SAFE AREA TEFC SCR/ SR MOTORS (SDT + 4 weeks extra)		
	a) Special fixing dimensions other than IS 1231/2223 / IEC 60072	Frame size 160 & above	25%
	b) Fixing dimensions as per IS 1231/2223 / IEC 60072	Frame size 160 & above	25%
2.20	DOUBLE TERMINAL BOX FOR SLIPRING MOTORS	Frame size 315	₹ 9250/-
2.21	HAZARDOUS AREA MOTORS/ ENCLOSURE		
	a) Increased safety type 'e' (Ex 'eb') motors as per IEC 60079-7 with anticorrosive standard paint	Frame size 80 to 355	15% on selected frame
	b) Non sparking (Ex 'ec') motors as per IEC60079-15 with anti-corrosive standard paint	Frame size 80 to 400	7.5% on selected frame
	c) Flameproof Ex'd' motor with ATEX/ IECEx approval	10%	
	d) All Flameproof motors Ex'd' in Gas Group IIC	25%, no discount applicable	
	e) Zone 21/ 22 - Dust proof - Gas group IIIC motor (IP66 is a default feature)	40%, no discount applicable	
2.22	FG 200 casting	5%	
2.23	Customer Socket (Cable Lugs)	Upto 132 Frame	₹ 500/-
		From 160 to 250 Frame	₹ 1000/-
		280 and above frame	₹ 1500/-

1) All % (percentage) figures are to be loaded on list price

2) All ₹ figures to be added on net price

3) Inspection charges are subject to GST

4) For any Non-standard features / Accessories not explicitly covered in this price list, please contact to nearest branch office.



3		ACCESSORIES	
Sr.No	Description	Cash Extras in % of ALP or absolute value in INR whichever is Lower	
3.1	SMART MOTOR KIT -SMARTOR (Price only for kit. Monthly subscription & installation charges extra)	Frame size 280 to 450	₹ 33000/-
3.2	SPACE HEATERS		
a)	For safe area motors	Frame size 63 to 90	Not available
		Frame size 100 to 132	₹ 2200
		Frame size 160 to 180	₹ 2750/-
		Frame size 200 to 250	₹ 4950/-
b)	For hazardous area motors (PESO approved) (FLP, Ex"eb", Ex"ec")	Frame size 160 to 200	₹ 4250/ -
		Frame size 225 & 250	₹ 5200/-
		Frame size 280 & 315	₹ 7000/-
		Frame size 355 & 400	₹ 8200/-
c)	For hazardous area motors (ATEX approved) (FLP, Ex"eb", Ex"ec")	Frame size 160 to 200	₹ 9570/ -
		Frame size 225 & 250	₹ 10450/-
		Frame size 280 & 315	₹ 13750/-
		Frame size 355 & 400	₹ 16000/-
3.3	THERMISTORS (without relays)		
a)	PTC -110, PTC-130, PTC-150 for safe area motors		
i)	3 nos.	Frame size 80 to 450	₹ 2860/-
ii)	6 nos.	Frame size 80 to 450	₹ 3800/-
iii)	PTC 130-3 nos. & PTC 150- 3 nos.	Frame size 160 to 450	₹ 5170/-
b)	For hazardous area motors - FLP, Ex"eb", Ex"ec"		
i)	PTC 130 ° C - 3 nos.	Frame size 90 to 400	₹ 5500/-
ii)	PTC 130 ° C - 6 nos.	Frame size 90 to 400	₹ 6000/-
iii)	PTC 150 ° C - 3 nos.	Frame size 90 to 400	₹ 6490/-
iv)	PTC 150 ° C - 6 nos.	Frame size 90 to 400	₹ 6850/-
3.4	RESISTANCE TEMPERATURE DETECTORS (RTD) FOR SAFE AREA MOTORS (Not applicable for FLP motors)		
a)	3 Wire Simplex RTD PT100- 3 nos. (Above 132 frame)	₹ 8250/-	
b)	3 Wire Simplex RTD PT100- 6 nos. (Above 132 frame)	₹ 13750/-	
c)	6 Wire Duplex RTD PT100- 3 nos. (Above 132 frame)	₹ 13750/-	
d)	Extra price for TB due to RTD arrangement	Frame size 160 to 200	6%
e)	6 Wire Duplex RTD PT100- 6 nos. (applicable for type Ex"eb", Ex"ec" also) (Above 132 frame)	Frame size 225 to 355	₹ 27000/-
3.5	BEARING TEMPERATURE DETECTOR		
a)	2 Nos. ROD Type (Duplex) BTD without wiring (not applicable for FLP motor)	Frame size 160 to 225	₹8800/-
		Frame size 250 & above	₹9900/-
b)	BTB for Ex'eb' & Ex'ec' motors	Frame size 160 & above	₹ 33000/-
c)	BTB termination in auxiliary Terminal Box	Frame size 225 & above	₹ 5500/-
	*For slip ring motors BTB will be on DE side only		

1) All % (percentage) figures are to be loaded on list price

2) All ₹ figures to be added on net price

3) Inspection charges are subject to GST

4) For any Non-standard features / Accessories not explicitly covered in this price list, please contact to nearest branch office.



Sr.No	Description	Cash Extras in % of ALP or absolute value in INR whichever is Lower		
3.6	DOUBLE COMPRESSION GLANDS (per run of Cable)			
	a)	For safe area motors	Frame size 63 to 160	₹1650/-
			Frame size 180 to 225	₹2750/-
			Frame size 250 to 355	₹3520/-
			Frame size 400 and above	Ref to division
	b)	Space heater gland/ thermistor gland (safe area)	₹1250/-	
	c)	FLP - Gas Group I (Conical gland)	Frame size 63 to 160	₹2500/-
			Frame size 180 to 225	₹4000/-
			Frame size 250 to 355	₹5300/-
	d)	For hazardous area motors (PESO approved) (FLP, Ex"eb", Ex"ec")	Frame size 63 to 160	₹2500/-
			Frame size 180 to 225	₹4500/-
			Frame size 250 to 355	₹11600/-
	e)	Space heater gland/ thermistor gland (PESO approved)	₹1980/-	
	f)	For hazardous area motors (ATEX approved) (FLP, Ex"eb", Ex"ec")	Frame size 63 to 160	₹5000/-
Frame size 180 to 225			₹9900/-	
Frame size 250 to 355			₹23100/-	
3.7	METALLIC SEALING PLUG (per run of cable)			
	a)	For safe area	Frame size 63 to 160	₹900/-
			Frame size 180 to 225	₹1400/-
			Frame size 250 to 355	₹1750/-
	b)	For hazardous area motors (PESO approved) (FLP, Ex"eb", Ex"ec")	Frame size 63 to 160	₹1250/-
			Frame size 180 to 225	₹2250/-
			Frame size 250 to 355	₹5500/-
	c)	For hazardous area motors (ATEX approved) (FLP, Ex"eb", Ex"ec")	Frame size 63 to 160	₹2500/-
			Frame size 180 to 225	₹4400/-
			Frame size 250 to 355	₹12500/-
3.8	EPDM GASKET	₹1650/-		
3.9	ADDITIONAL NAMEPLATE	Frame size 63 to 132	Not applicable	
		Frame size 160 & above	₹ 550	
3.10	DIRECTION OF ROTATION ARROW STICKER / PLATE	₹660/-		
3.11	CABLE SEALING BOX FOR FLP GAS GROUP I MOTOR	Frame size 90 to 132	₹1870/-	
		Frame size 160 to 200	₹2200/-	
		Frame size 225 to 315	Nil (Default feature)	
3.12	FLP PLUG & SOCKET ARRANGEMENT (SAFEX Make)			
	a)	30 Amps, 600 volts	₹ 21780/-	
	b)	110 Amps, 600 volts	₹ 25410/-	
	c)	150 Amps, 600 volts	₹ 31460/-	
	d)	Plug and Socket Arrangement for Safe Area	Refer to division	
3.13	SHOCK PULSE MONITORING (SPM) HOLES FOR SAFE AREA MOTORS			
	Vibration probe mounting arrangement, M8X15mm deep hole (probe not in CG scope)		Frame size 160 & above	₹6050/-
3.14	FINISHING AND PACKING			
	a)	Motor to be delivered in unpacked condition	No reduction	
	b)	Motor to be delivered with only primer coat	No reduction	
	c)	Seaworthy/export packing case for home market (without fumigation certificate)	7.5%	
	d)	Regular wooden packing case	5%	

1) All % (percentage) figures are to be loaded on list price

2) All ₹ figures to be added on net price

3) Inspection charges are subject to GST

4) For any Non-standard features / Accessories not explicitly covered in this price list, please contact to nearest branch office.



4 SPECIAL MOTORS & SPECIAL FEATURES				
Sr.No	Description	Cash Extras in % of ALP or absolute value in INR whichever is Lower		
4.1	BRAKE MOTORS			
a)	Brake mounting arrangement - brake kit in CG scope of supply (only brake mounting arrangement will not be provided)	15%		
b)	Brake kit net prices for FLP gas group IIC motors Brake kit charges of are of IP55, for other IP rating ref to division	Frame size	Brake size	Net price
		Frame size 90	10	₹ 23650/-
		Frame size 100	12	₹ 28000/-
		Frame size 112	14	₹ 31000/-
		Frame size 132	16	₹ 40000/-
		Frame size 160	16	₹ 43700/-
		Frame size 180	18	₹ 50000/-
c)	Brake kit net prices for FLP gas group IIA, IIB motors Brake kit charges of are of IP55, for other IP rating ref to division	Frame size 90	10	₹ 19000/-
		Frame size 100	12	₹ 25000/-
		Frame size 112	14	₹ 27200/-
		Frame size 132	16	₹ 35500/-
		Frame size 160	16	₹ 36700/-
	Frame size 180	18	₹ 47300/-	
d)	Brake kit net prices for Safe area motors (Only for ratings and frames not covered under Kibosh series) Brake kit charges of are of IP55, for other IP rating ref to division	Frame size 80	8	₹ 7050/-
		Frame size 90	10	₹ 10000/-
		Frame size 100	12	₹ 11400/-
		Frame size 112	14	₹ 13250/-
		Frame size 132	16	₹ 17350/-
		Frame size 160M	18	₹ 22800/-
		Frame size 160L	20	₹ 31250/-
		Frame size 180	25	₹ 43000/-
		Frame size 200	25	₹ 43000/-
	Frame size 225	31	₹ 97500/-	
e)	AC Brake kit net prices for Aluminium (GD) series Brake kit charges of are of IP55, for other IP rating ref to division	GD63	5	₹ 4780/-
		GD71	10	₹ 4780/-
		GD80	10	₹ 8300/-
		GD90L	20	₹ 8950/-
		GD100L	70	₹ 16650/-
		GD112M	70	₹ 16650/-
		GD132M	Refer to division	
4.2	Roller Table Motors available (4,6,8,10 & 12 Poles)	Refer to division		
4.3	For CI Body with Circular Fins (Available in NR160,R250,NR315L,NR355L Frames)	20% over IE2 ALP of respective frame size		
4.4	For Fabricated body with Circular Fins (Available in 180,200,225,280 Frames)	35% over IE2 ALP of respective frame size		

1) All % (percentage) figures are to be loaded on list price

2) All ₹ figures to be added on net price

3) Inspection charges are subject to GST

4) For any Non-standard features / Accessories not explicitly covered in this price list, please contact to nearest branch office.



5		TESTING CHARGES		
Sr.No	Description	Cash Extras in % of ALP or absolute value in INR whichever is Lower		
5.1	INSPECTION AS PER CG STD QAP			
	a)	Routine testing per motor	Frame size 63 to 160 ₹ 2750/-	
			Frame size 180 to 250 ₹ 3850/-	
			Frame size 280 to 500 ₹ 4950/-	
	b)	Additional no load running over routine testing	₹ 1100/- Per Motor	
	c)	Type testing per motor	Frame size 63 to 160 ₹ 6050/-	
			Frame size 180 to 250 ₹ 9075/-	
			Frame size 280 to 315 ₹13915/-	
			Frame size 355 ₹ 16940/-	
			Frame size 400 to 500 (part load testing shall be done depending on test capacity) ₹ 30250/-	
d)	100% dimensional check (all qty in a lot of similar frame)	25% of type test charge per motor		
5.2	FLP PRESSURE TEST		Frame size 80 to 160 ₹3700/-	
			Frame size 180 to 400 ₹9800/-	
5.3	Shaft UT Test (Per Unit)	₹ 5500/- per shaft		
5.4	Shaft DP or LPT Test (Per unit)	₹ 8000/- per shaft		
5.5	2nd NUMERAL IP55 TEST		₹ 5500/- per motor	
	(Prior confirmation from division shall be taken)			
5.6	TESTING WITH INVERTER DRIVE (COMBINED TESTING - MOTOR+VFD)			
	a)	Combine testing for Hazardous area motors With ERTL/ KRANDIKAR/PESO Certification (customer to arrange power analyzer along with drive)	₹ 1,92,500/- per motor	
	b)	Combine testing for safe area motors Only temp rise test for the motor will be carried out. test report will be issued only for motor (customer to arrange power analyzer along with drive)	Frame size 63 to 225	₹ 25000/-
			Frame size 250 to 280	₹ 50000/-
			Frame size 315 to 355	₹ 90000/-
Frame size 400 to 500			₹ 125000/-	

1) All % (percentage) figures are to be loaded on list price

2) All ₹ figures to be added on net price

3) Inspection charges are subject to GST

4) For any Non-standard features / Accessories not explicitly covered in this price list, please contact to nearest branch office.

IMAGINATION AT WORK

G20 countries account for about **81%** of world CO₂ emissions. There is constant demand to reduce energy use and carbon dioxide emissions. Global energy-related CO₂ emissions increased by 321 million tons, or 0.9%, in 2022, setting a new record of more than **36.8 billion tons**. The EMDS use 40% of the overall energy, **70%** of which is used by the electric motors. By 2030, the world will consume **480 GWe** of electrical energy, which will raise CO₂ emissions. Super premium efficiency motors can be used to accommodate this rise in electrical energy. In this manner, less electrical energy will be used. By using Super Premium efficiency, it is possible to cut the amount of energy consumed by about **140 billion KWh**.



SUSTAINABLE FUTURE



SUPER PREMIUM EFFICIENCY – IE4

TOTALLY ENCLOSED FAN COOLED SQUIRREL CAGE 3 PH INDUCTION MOTORS

MOUNTING	FOOT	PROTECTION	IP55
VOLTAGE	415 VOLTS ± 10%	EFFICIENCY	IE4
FREQUENCY	50Hz ± 5%	DUTY	S1
COMBINED VARIATION	10% (ABSOLUTE SUM)	INSULATION	CLASS F, TEMP RISE-CLASS B
AMBIENT	50°C	TYPE OF STARTING :	DOL
ALTITUDE	1000 m M.S.L	STANDARD	IS12615 / IS/IEC 60034



OUTPUT Rating		2 Pole / 3000 RPM		4 Pole / 1500 RPM		6 Pole / 1000 RPM	
kW	HP	Frame	List Price	Frame	List Price	Frame	List Price
0.37	0.5	-	-	-	-	PC80	27702
0.55	0.75	PC80	24171	PC80	25680	PC80	28505
0.75	1	PC80	24985	PC80	26022	PC90S	32068
1.1	1.5	PC80	27253	PC90S	32111	PC90L	35160
1.5	2	PC90S	31244	PC90L	39023	PC100L	53885
2.2	3	PC90L	40082	PC100L	46427	PC112M	56903
3.7	5	PC100L	51328	PC112M	58850	PC132S	83845
5.5	7.5	PC132S	84798	PC132S	85365	PC132M	103030
7.5	10	PC132S	87815	PC132M	100880	PC160M	153599
9.3	12.5	PC160M	141475	PC160M	150485	PC160L	167380
11	15	PC160M	146665	PC160M	155664	PC160L	189037
15	20	PC160M	171799	PC160L	189775	PC180L	246935
18.5	25	PC160L	220762	PC180M	242804	PC200L	343101
22	30	PC180M	244955	PC180L	265938	PC200L	377339
30	40	PC200L	360739	PC200L	363474	PC225M	527816
37	50	PC200L	438024	PC225S	424986	PC250M	709787
45	60	PC225M	563697	PC225M	515149	PC280S	850162
55	75	PC250M	758780	PC250M	707910	PC280M	976281
75	100	PC280S	911176	PC280S	828348	PC315S	1120399
90	120	PC280M	1051022	PC280M	964865	PC315M	1401977
110	150	PC315S	1327629	PC315S	1168661	PC315M	1563309
132	180	PC315M	1631658	PC315M	1369372	PC315L	1824991
160	215	PC315L	1787372	PC315L	1731976	PC315L	1900230
180	240	PC315L	1881564	PC315L	1872151	PC355L	2321411
200	270	PC315L *	2086716	PC315L *	1950368	PC355L *	2437417
225	300	PC355L *	2208181	PC355L *	2407748	PC355L *	2541308
250	335	PC355L *	2337353	PC355L *	2455882	PC355L *	2668402
275	370	PC355L *	2474517	PC355L *	2601600	PC355L *	3016506
315	425	PC355L *	2534015	PC355L *	2792485	PC355L *	3734210

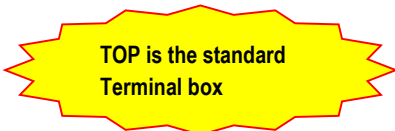
Standard Paint Shade: CG Green

***Refer enquiry to nearest branch office /division .Enquiry to be routed through OGS (Offer Generation System)**

Temp rise with VFD (Variable Torque) in same frame shall be limited to class F

For belt driven application motors roller bearing at DE end is recommended

VFD application:- 315 frame and above insulated bearing is mandatory at NDE at extra cost



* GST and other applicable taxes and levies are not included in the prices. GST and any relevant taxes and levies will be added on at the current rate.



PREMIUM EFFICIENCY – IE3 (Cast Iron)

TOTALLY ENCLOSED FAN COOLED SQUIRREL CAGE 3 PH INDUCTION MOTORS

MOUNTING	FOOT	PROTECTION	IP55
VOLTAGE	415 VOLTS ± 10%	EFFICIENCY	IE3
FREQUENCY	50Hz ± 5%	DUTY	S1
COMBINED VARIATION	10% (ABSOLUTE SUM)	INSULATION	CLASS F, TEMP RISE-CLASS B
AMBIENT	50°C	TYPE OF STARTING :	DOL
ALTITUDE	1000 m M.S.L	STANDARD	IS12615 / IS/IEC 60034



OUTPUT Rating		2 Pole / 3000 RPM		4 Pole / 1500 RPM		6 Pole / 1000 RPM		8 Pole / 750 RPM	
kW	HP	Frame	List Price	Frame	List Price	Frame	List Price	Frame	List Price
0.37	0.5	-	-	-	-	NS80M	20630	NS90S	25627
0.55	0.75	NS80M	17527	NS80M	18575	NS80M	21197	NS90L	28023
0.75	1	NS80M	18104	NS80M	19281	NS90S	24995	NS100L	34433
1.1	1.5	NS80M	19720	NS90S	23476	NS90L	27328	NS100L	41858
1.5	2	NS90S	22588	NS90L	27328	NS100L	41965	NS112M	48514
2.2	3	NS90L	29018	NS100L	32539	NS112M	44287	NS132S	64211
3.7	5	NS100L	40724	NS112M	41216	NS132S	65291	ND160M	99949
5.5	7.5	NS132S	58732	NS132S	59770	NS132MX	80218	ND160M	149714
7.5	10	NS132S	60776	NS132MX	70631	ND160M	114426	ND160L	158307
9.3*	12.5	NS132MX	95230	-	-	-	-	-	-
9.3	12.5	ND160M	102410	ND160M	110178	ND160L	124687	ND180M	205857
11	15	ND160M	110991	ND160M	113976	ND160L	140876	ND180L	217092
15	20	ND160M	124409	ND160L	138972	ND180L	192322	ND200L	297351
18.5	25	ND160L	159794	ND180M	170098	ND200L	246026	ND225S	381558
22	30	ND180M	177353	ND180L	186287	ND200L	270607	ND225M	458683
30	40	ND200L	261163	ND200L	257018	ND225M	378494	ND250M	619284
37	50	ND200L	317141	ND225S	314184	ND250M	489434	ND280S	838101
45	60	ND225M	408142	ND225M	380847	ND280S	636009	ND280M	900801
55	75	ND250MX	523205	ND250MX	476756	ND280M	730345	ND315S	946697
75	100	ND280S	708906	ND280S	629497	ND315S	803522	ND315M	1175487
90	120	ND280M	817751	ND280M	733238	ND315M	1005389	ND315L	1591696
110	150	ND315S	999697	ND315S	855780	ND315M	1121109	ND315LX	1685061
125	170	ND315M	1172943	ND315M	974882	ND315LX	1341366	ND315LX	1851332
132	180	ND315M	1228646	ND315M	1002771	ND315LX	1374163	ND315LX	1952244
160	215	ND315L	1371254	ND315L	1292220	ND315LX	1424640	ND355LX	2268241
180	240	ND315L	1443528	ND315L	1501556	ND355LX	1914424	ND355LX	2327156
200	270	ND315L	1555157	ND315L	1564315	ND355LX	2043860	ND355LX	2492993
225	300	ND355L	1771081	ND355L	1847200	ND355LX	2118251	ND355LX	3542043
250	335	ND355L	1874729	ND355L	1969780	ND355LX	2200581	-	-
275	370	ND355L	1898402	ND355L	1995948	ND355LX	2487693	-	-
315	425	ND355L	2079000	ND355L*	2239758	On enquiry	On enquiry	-	-

Standard Paint Shade: RAL5021 (Water Blue) Epoxy

***These are suitable for temperature rise limited to class F**

275kW/2Pole is suitable for 40°C Ambient & 80 °C temperature rise

Temp rise with VFD (Variable Torque) in same frame shall be limited to class F

For belt driven application motors roller bearing at DE end is recommended

VFD application:- 315 frame and above insulated bearing is mandatory at NDE at extra cost

For 160,180,200 frame if RTD and PTC are required consider one size higher terminal box

PREMIUM EFFICIENCY HIGHER OUTPUT – IE3 (Cast Iron)

NEW SERIES



TOTALLY ENCLOSED FAN COOLED SQUIRREL CAGE 3 PH INDUCTION MOTORS			
MOUNTING	FOOT	PROTECTION	IP55
VOLTAGE	415 VOLTS ± 10%	EFFICIENCY	IE3
FREQUENCY	50Hz ± 5%	DUTY	S1
COMBINED VARIATION	10% (ABSOLUTE SUM)	INSULATION	CLASS F, TEMP RISE-CLASS B
AMBIENT	50°C	TYPE OF STARTING :	DOL
ALTITUDE	1000 m M.S.L	STANDARD	IS12615 / IS/IEC 60034

New Cat Ref	kW	HP	Pole	Frame Size	New List Price
225KP2H	225	300	2	ND315LX	1616604
250KP2H	250	335	2	ND315LX	1711211
275KP2H	275	370	2	ND315LX	1770084
315KP2H	315	425	2	ND315LX	1890002

New Cat Ref	kW	HP	Pole	Frame Size	New List Price
225KP4H	225	300	4	ND315LX	1686083
250KP4H	250	335	4	ND315LX	1797971
275KP4H	275	370	4	ND315LX	1821857
315KP4H	315	425	4	ND315LX	2044402

New Cat Ref	kW	HP	Pole	Frame Size	New List Price
355KP2L*	355	476	2	ND355LX	2580936
375KP2L	375	503	2	ND355LX	2716780
400KP2L	400 #	535	2	ND355LX	2809000
425KP2L*	425	570	2	NG355LX	3710000
450KP2L*	450	600	2	NG355LX	3736500
475KP2L*	475	637	2	NG355LX	3773600
500KP2L*	500 #	670	2	NG355LX	3895500

New Cat Ref	kW	HP	Pole	Frame Size	New List Price
315KP4L	315	425	4	ND355LX	2418109
355KP4L*	355	476	4	ND355LX	2756000
375KP4L	375	503	4	ND355LX	2809000
400KP4L	400 #	535	4	ND355LX	2862000
425KP4L*	425	570	4	NG355LX	3710000
450KP4L*	450	600	4	NG355LX	3773600
475KP4L*	475	637	4	NG355LX	3826600
500KP4L*	500 #	670	4	NG355LX	4107500
560KP4L*	560	750	4	NG400LX	5035000

Standard Paint shade : RAL5021 (Water Blue) Epoxy

*** Cat References not created for these Ratings and to be routed through Indent**

Motors suitable for F Class rise

For belt driven application motors roller bearing at DE end is recommended

VFD application:- 315 frame and above insulated bearing is mandatory at NDE at extra cost

Note:-Please ref to division for 400 and 500 frame enquires

* GST and other applicable taxes and levies are not included in the prices. GST and any relevant taxes and levies will be added on at the current rate.



PREMIUM EFFICIENCY – IE3 (Aluminium Series)

TOTALLY ENCLOSED FAN COOLED SQUIRREL CAGE 3 PH INDUCTION MOTORS

MOUNTING	FOOT	PROTECTION	IP55
VOLTAGE	415 VOLTS ± 10%	EFFICIENCY	IE3
FREQUENCY	50Hz ± 5%	DUTY	S1
COMBINED VARIATION	10% (ABSOLUTE SUM)	INSULATION	CLASS F, TEMP RISE-CLASS B
AMBIENT	50°C	TYPE OF STARTING :	DOL
ALTITUDE	1000 m M.S.L	STANDARD	IS12615 / IS/IEC 60034



OUTPUT Rating		2 Pole / 3000 RPM		4 Pole / 1500 RPM		6 Pole / 1000 RPM	
kW	HP	Frame	List Price	KW	HP	Frame	List Price
0.37	0.5	GD71	13578	GD71	13953	GD80	19859
0.55	0.75	GD71	17634	GD80	18297	GD80	20341
0.75	1	GD80	18211	GD80	18543	GD90S	22930
1.1	1.5	GD80	19891	GD90S	22845	GD90L	25145
1.5	2	GD90S	22770	GD90L	27809	GD100L	38627
2.2	3	GD90L	29243	GD100L	33095	GD112M	40810
3	4	GD100L	34529	GD112M	37974	GD132S	60070
3.7	5	GD100L	37482	GD112M	41955	GD132S	62167
4	5.5	GD112M	46385	GD112M	48268	GD132S	64457
5.5	7.5	GD132S	59214	GD132S	58197	GD132M	73851
7.5	10	GD132S	61258	GD132M	68758	-	-
9.3*	12.5	GD132M	92459	GD132M	95540	-	-

Standard paint shade: RAL5021 (Water Blue)

For other ratings please contact nearest CG Office

*** Ratings are with class F temperature rise**



HIGH EFFICIENCY – IE2 (Cast Iron)

TOTALLY ENCLOSED FAN COOLED SQUIRREL CAGE 3 PH INDUCTION MOTORS

MOUNTING	FOOT	PROTECTION	IP55
VOLTAGE	415 VOLTS ± 10%	EFFICIENCY	IE2
FREQUENCY	50Hz ± 5%	DUTY	S1
COMBINED VARIATION	10% (ABSOLUTE SUM)	INSULATION	CLASS F, TEMP RISE-CLASS B
AMBIENT	50°C	TYPE OF STARTING :	DOL
ALTITUDE	1000 m M.S.L	STANDARD	IS12615 / IS/IEC 60034



OUTPUT Rating		2 Pole / 3000 RPM		4 Pole / 1500 RPM		6 Pole / 1000 RPM		8 Pole / 750 RPM	
KW	HP	Frame	List Price	Frame	List Price	Frame	List Price	Frame	List Price
0.37	0.5	-	-	-	-	NS80M	18190	NS90S	22128
0.55	0.75	-	-	NS80M	16446	NS80M	18682	NS90L	24236
0.75	1	NS80M	16446	NS80M	16692	NS90S	21026	NS100L	29789
1.1	1.5	NS80M	17869	NS90S	21539	NS90L	23069	NS100L	36230
1.5	2	NS90S	20523	NS90L	25006	NS100L	32603	NS112M	41987
2.2	3	NS90L	26343	NS100L	29778	NS112M	35331	NS132S	55554
3.7	5	NS100L	32614	NS112M	39451	NS132S	57523	ND160M	92823
5.5*	7.5	NS112M	44148	-	-	-	-	-	-
5.5	7.5	NS132S	55544	NS132S	53521	NS132M	69464	ND160M	112971
7.5	10	NS132S	60337	NS132M	61867	ND160M	101415	ND160L	137014
9.3*	12.5	NS132M	88040	NS132MX	83599	-	-	-	-
9.3	12.5	ND160M	101811	ND160M	99992	ND160L	117614	ND180M	178155
11	15	ND160M	107246	ND160M	100955	ND160L	124783	ND180L	187871
15	20	ND160M	115496	ND160L	130251	ND180L	162982	ND200L	257304
18.5	25	ND160L	148409	ND180M	167409	ND200L	220024	ND225S	330190
22	30	ND180M	166695	ND180L	183359	ND200L	240641	ND225M	396991
30	40	ND200L	236952	ND200L	243811	ND225M	338628	ND250M	535957
37	50	ND200L	281017	ND225S	278992	ND250M	455323	ND280S	725307
45	60	ND225M	361619	ND225M	330466	ND280S	591701	ND280M	779603
55	75	ND250MX	498412	ND250MX	464672	ND280M	679525	ND315S	819285
75	100	ND280S	653279	ND280S	599632	ND315S	764960	ND315M	1017293
90	120	ND280M	753599	ND280M	698423	ND315M	957138	ND315L	1377565
110	150	ND315S	949506	ND315S	806936	ND315M	1067261	ND315LX	1524630
125	170	ND315M	1138323	ND315M	919221	ND315LX	1216202	ND315LX	1602264
132	180	ND315M	1166996	ND315M	945562	ND315L	1245913	ND315LX	1689587
150	201	-	-	ND315LX	1111527	-	-	-	-
160	215	ND315L	1290377	ND315L	1184447	ND315LX	1356281	ND355LX	1963046
180	240	ND315L	1358461	ND315L	1259754	ND355LX	1602487	ND355LX	2014053
200	270	ND315L	1472299	ND315L	1300285	ND355LX	1715642	ND355LX	2157577
225	300	ND355L	1696367	ND355L	1653664	ND355LX	1767168	ND355LX	3065509
250	335	ND355L	1737434	ND355L	1754607	ND355LX	1889461	-	-
275	370	ND355L	1786526	ND355L	1834622	ND355LX*	2196680	-	-
315	425	ND355L	1912614	ND355L*	2058712	ND355LX*	2719292	-	-

Standard Paint Shade: RAL7034 (Yellow Grey)

*These are suitable for temperature rise limited to class F

For belt driven application motors roller bearing at DE end is recommended

VFD application:- 315 frame and above insulated bearing is mandatory at NDE at extra cost

Temp rise with VFD (Variable torque) in same frame shall be limited to class F. For class B rise, please refer to nearest branch

For other ratings please contact nearest CG Office

For 160,180,200 frame if RTD and PTC are required consider one size higher terminal box

Highlighted ratings are of IE2+ efficiency

* GST and other applicable taxes and levies are not included in the prices. GST and any relevant taxes and levies will be added on at the current rate.

TOTALLY ENCLOSED FAN COOLED SQUIRREL CAGE 3 PH INDUCTION MOTORS			
MOUNTING	FOOT	PROTECTION	IP55
VOLTAGE	415 VOLTS ± 10%	EFFICIENCY	IE2+
FREQUENCY	50Hz ± 5%	DUTY	S1
COMBINED VARIATION	10% (ABSOLUTE SUM)	INSULATION	CLASS F, TEMP RISE-CLASS B
AMBIENT	50°C	TYPE OF STARTING :	DOL
ALTITUDE	1000 m M.S.L	STANDARD	IS12615 / IS/IEC 60034



New Cat Ref	kW	HP	Pole	Frame Size	New List Price
355KE2L*	355	476	2	ND355LX	2416694
375KE2L*	375	503	2	ND355LX	2543894
400KE2L*	400 #	535	2	ND355LX	2653287
425KE2L*	425	570	2	NG355LX	3524500
450KE2L*	450	600	2	NG355LX	3549675
475KE2L*	475	637	2	NG355LX	3584920
500KE2L*	500 #	670	2	NG355LX	3700725

New Cat Ref	kW	HP	Pole	Frame Size	New List Price
355KE4L*	355	476	4	ND355LX	2673320
375KE4L*	375	503	4	ND355LX	2724730
400KE4L*	400 #	535	4	ND355LX	2776140
425KE4L*	425	570	4	NG355LX	3598700
450KE4L*	450	600	4	NG355LX	3660392
475KE4L*	475	637	4	NG355LX	3711802
500KE4L*	500 #	670	4	NG355LX	3984275
560KE4L*	560	750	4	NG400LX	4883950

Standard Paint shade : RAL7034 (Yellow Grey)

* Cat References not created for these Ratings and to be routed through Indent

Motors suitable for F Class rise

For belt driven application motors roller bearing at DE end is recommended

VFD application:- 315 frame and above insulated bearing is mandatory at NDE at extra cost

Note:-Please ref to division for 400 and 500 frame enquires



HIGH EFFICIENCY – IE2 (Aluminium Series)

TOTALLY ENCLOSED FAN COOLED SQUIRREL CAGE 3 PH INDUCTION MOTORS

MOUNTING	FOOT	PROTECTION	IP55
VOLTAGE	415 VOLTS ± 10%	EFFICIENCY	IE2
FREQUENCY	50Hz ± 5%	DUTY	S1
COMBINED VARIATION	10% (ABSOLUTE SUM)	INSULATION	CLASS F, TEMP RISE-CLASS B
AMBIENT	50°C	TYPE OF STARTING :	DOL
ALTITUDE	1000 m M.S.L	STANDARD	IS12615 / IS/IEC 60034



OUTPUT Rating		2 Pole / 3000 RPM		4 Pole / 1500 RPM		6 Pole / 1000 RPM	
kW	HP	Frame	List Price	Frame	List Price	Frame	List Price
0.18	0.25	GD63	10133	GD63	10839	-	-
0.25	0.33	GD63	10433	GD71	11000	-	-
0.37	0.5	GD71	11856	GD71	12145	GD80	17281
0.55	0.75	GD71	15387	GD80	15879	GD80	17730
0.75	1	GD80	15836	GD80	16125	GD90S	19934
1.1	1.5	GD80	17281	GD90S	19891	GD90L	21903
1.5	2	GD90S	19816	GD90L	24161	GD100L	31458
2.2	3	GD90L	25434	GD100L	28762	GD112M	33512
3.7	5	GD100L	31576	GD112M	36412	GD132S	52237
4	5.5	GD112M	40318	GD112M	41987	GD132S	56057
5.5	7.5	GD132S	53800	GD132S	50643	GD132M	64254
7.5	10	GD132S	58433	GD132M	59824	GD132M*	102966
9.3	12.5	GD132M*	80411	GD132M*	83075	-	-
11	15	GD132M*	98205	GD132M*	94385	-	-

Standard Paint shade : RAL7034 (Yellow Grey)

***Ratings are with class F Temperature Rise**

For other ratings please contact nearest CG Office

More than **2 Million CG** Hazardous area motors safely & efficiently rotating India.
Proven Design for severe Indian operational conditions.

Excellent Performance Track Record of 50 Years.

Unmatchable range 80 to 400 frame – I, IIA, IIB, IIC, IIIC

Approved by the Hazardous area certifying organisations (PESO, ATEX, IECEX).

Super Premium efficiency levels IE4, IE3, IE2 (IE1 discontinued in 2017)

Reliable, Robust and Efficient, Developed with using cutting edge technology.

Super premium efficiency to cut down energy consumption and CO₂ emission .



GUARANTEED SAFETY



SUPER PREMIUM EFFICIENCY FLAMEPROOF MOTORS - IE4

TOTALLY ENCLOSED FAN COOLED SQUIRREL CAGE FLAME PROOF INDUCTION MOTORS

MOUNTING	FOOT	PROTECTION	IP55
VOLTAGE	415 VOLTS ± 10%	EFFICIENCY	IE4
FREQUENCY	50Hz ± 5%	DUTY	S1
COMBINED VARIATION	10% (ABSOLUTE SUM)	INSULATION	CLASS F, TEMP RISE-CLASS B
AMBIENT	45°C	TYPE OF STARTING :	DOL
ALTITUDE	1000 m M.S.L	STANDARD	IS12615 / IS/IEC 60034
TEMPERATURE CLASS	T4	Gas group	IIA , IIB



OUTPUT Rating		2 Pole / 3000 RPM		4 Pole / 1500 RPM		6 Pole / 1000 RPM	
kW	HP	Frame	List Price	Frame	List Price	Frame	List Price
0.37	0.5	PE80	40190	PE80	39593	PE80	45902
0.55	0.75	PE80	44784	PE80	43540	PE80	48904
0.75	1	PE80	45588	PE80	45413	PE90L	57517
1.1	1.5	PE80	54107	PE90L	54548	PE90L	59043
1.5	2	PE90L	55354	PE90L	58869	PE100L	85519
2.2	3	PE90L	72421	PE100L	74750	PE112M	99451
3.7	5	PE100L	95463	PE112M	94762	PE132M	131611
5.5	7.5	PE132M	136234	PE132M	130094	PE132M	159381
7.5	10	PE132M	150540	PE132M	148622	PE160L	250841
9.3	12.5	PE160L	275239	PE160L	232686	PE160L	282779
11	15	PE160L	276882	PE160L	235319	PE160L	296885
15	20	PE160L	299977	PE160L	284210	-	-
18.5	25	PE160L	340421	-	-	-	-

Standard Paint Shade: CG Green

TB Position-

80 to 100 frame: TOP

132 to 160 frame: RHS from DE

For other ratings & mounting arrangement, refer to Division

Frame size 315 to 400 available on enquiry



PREMIUM EFFICIENCY FLAMEPROOF MOTORS – IE3

TOTALLY ENCLOSED FAN COOLED SQUIRREL CAGE FLAME PROOF INDUCTION MOTORS

MOUNTING	FOOT	PROTECTION	IP55
VOLTAGE	415 VOLTS ± 10%	EFFICIENCY	IE3
FREQUENCY	50Hz ± 5%	DUTY	S1
COMBINED VARIATION	10% (ABSOLUTE SUM)	INSULATION	CLASS F, TEMP RISE-CLASS B
AMBIENT	45°C	TYPE OF STARTING :	DOL
ALTITUDE	1000 m M.S.L	STANDARD	IS12615 / IS/IEC 60034
TEMPERATURE CLASS	T4	Gas group	IIA , IIB



OUTPUT Rating		2 Pole / 3000 RPM		4 Pole / 1500 RPM		6 Pole / 1000 RPM	
kW	HP	Frame	List Price	Frame	List Price	Frame	List Price
0.37	0.5	E80	32616	E80	32107	E80	37227
0.55	0.75	E80	36485	E80	35393	E80	38255
0.75	1	E80	37577	E80	36803	E90L	39337
1.1	1.5	E90L	43948	E90L	43810	E90L	47954
1.5	2	E90L	44923	E90L	47711	E100L	69409
2.2	3	E90L	58735	E100L	60664	E112M	80655
3.7	5	E100L	76733	E112M	76850	E132M	106848
5.5	7.5	E132M	110653	E132M	105661	E132M	129447
7.5	10	E132M	122176	E132M	120342	E160L	201760
9.3	12.5	E160L	216706	E160L	187291	E160LX	229490
11	15	E160L	216706	E160L	190387	E160LX	240196
15	20	E160L	243450	E160LX	231546	E180L	316028
18.5	25	E160L	276480	E180L	262891	E200L	392974
22	30	E180L	327953	E180L	312467	E200L	426268
30	40	E200L	461556	E200L	419219	E225M	679492
37	50	E200L	571828	E225S	546027	E250M	872433
45	60	E225M	725824	E225M	690431	E280M	1013222
55	75	E250M	929069	E250M	845901	E280M	1092881
75	100	E280M	1142044	E280M	1036638	E315M	1281498
90	120	E280M	1214845	E280M	1056714	E315M	1478265
110	150	E315M	1368587	E315M	1261623	E315L	1643106
132	180	E315L	1691866	E315M	1592014	E315L	1991666
160	215	E315L#	1918134	E315L	1599052	E315L#	2509274
180	240	E315L#	2299734	E315L#	1914095	E355LX	On enquiry
200	270	E315L#	2857336	E315L#	2282116	E355LX	On enquiry
225	300	E355LX#	On enquiry	E355LX*	On enquiry	-	-
250	335	E355LX#	On enquiry	E355LX*	On enquiry	-	-

Standard paint shade : RAL 5021 (Water Blue)Epoxy

Gas group IIA, IIB E80, E315L & E355LX will be with TB on TOP only

For all frames of Gas group IIC , terminal box position will be on TOP (no other option is available)

Suitable for 40 degree ambient /80 degree Temp rise.

***These are suitable for temperature rise limited to class F**

Temp rise with VFD in same frame shall be limited to class F

For belt driven application motors roller bearing at DE end is recommended

VFD application:- 315 frame and above insulated bearing is mandatory at NDE at extra cost

Refer higher output enquiries to nearest branch office/ division. Enquiries to be routed through OGS only



PREMIUM EFFICIENCY FLAMEPROOF MOTORS – IE2

TOTALLY ENCLOSED FAN COOLED SQUIRREL CAGE FLAME PROOF INDUCTION MOTORS

MOUNTING	FOOT	PROTECTION	IP55
VOLTAGE	415 VOLTS ± 10%	EFFICIENCY	IE2
FREQUENCY	50Hz ± 5%	DUTY	S1
COMBINED VARIATION	10% (ABSOLUTE SUM)	INSULATION	CLASS F, TEMP RISE-CLASS B
AMBIENT	45°C	TYPE OF STARTING :	DOL
ALTITUDE	1000 m M.S.L	STANDARD	IS12615 / IS/IEC 60034
TEMPERATURE CLASS	T4	Gas group	IIA , IIB



OUTPUT Rating		2 Pole / 3000 RPM		4 Pole / 1500 RPM		6 Pole / 1000 RPM		8 Pole / 750 RPM	
kW	HP	Frame	List Price	Frame	List Price	Frame	List Price	Frame	List Price
0.37	0.5	E80	30920	E80	30401	E80	35277	E90L	42379
0.55	0.75	E80	34609	E80	33570	E80	37959	E90L	45856
0.75	1	E80	35637	E80	34885	E90L	44170	E100L	55480
1.1	1.5	E90L	41690	E90L	42633	E90L	45495	E100L	64522
1.5	2	E90L	42601	E90L	45251	E100L	65837	E112M	77401
2.2	3	E90L	55682	E100L	57516	E112M	76490	E132M	102290
3.7	5	E100L	73999	E112M	72843	E132M	101336	E160L	165445
5.5	7.5	E132M	104940	E132M	100181	E132M	122790	E160L	194404
7.5	10	E132M	115879	E132M	114098	E160L	194457	E160L	237122
9.3	12.5	E160L	209297	E160L	180539	E160L	218805	E180L	301432
11	15	E160L	209297	E160L	180539	E160L	227805	E180L	317512
15	20	E160L	230857	E160LX	219558	E180L	304602	E200L	429173
18.5	25	E160L	262159	E180L	249270	E200L	378833	E225S	532777
22	30	E180L	311015	E180L	296323	E200L	410930	E225M	701190
30	40	E200L	418668	E200L	397564	E225M	644363	E250M	861144
37	50	E200L	542211	E225S	495264	E250M	827298	E280M	1105092
45	60	E225M	688311	E225M	626259	E280M	960805	E280M	1128550
55	75	E250M	881061	E250M	802155	E280M	1036362	E315M	1375064
75	100	E280M	1082960	E280M	983055	E315M	1215195	E315M	1610500
90	120	E280M	1171035	E280M	1002113	E315M	1425000	E315L	1762812
110	150	E315M	1297790	E315M	1196380	E315L	1562292	E315L	2061605
125	170	E315M	1515323	E315M	1329569	E315L	1776083	E355LX	On enquiry
132	180	E315M	1538738	E315M	1447907	E315L	1893722	E355LX	On enquiry
150	200	E315L	1670995	E315L	1498946	E315L	1980621	E355LX	On enquiry
160	215	E315L#	1744495	E315L#	1520443	E315L#	2282222	E355LX	On enquiry
180	240	E315L#	2091528	E315L#	1819935	E355LX	On enquiry	E355LX	On enquiry
200	270	E315L#	2598738	E315L#	2075544	E355LX	On enquiry	E355LX	On enquiry
225	300	E355LX#	On enquiry	E355LX#	On enquiry	E355LX	On enquiry	E355LX	On enquiry
250	335	E355LX#	On enquiry	E355LX#	On enquiry	E355LX	On enquiry	E400LX	On enquiry
275	370	E355LX#	On enquiry	E355LX#	On enquiry	E355LX	On enquiry	-	-
315	425	E355LX#	On enquiry	E355LX#	On enquiry	-	-	-	-
355	476	E400LX*	On enquiry	E400LX*	On enquiry	-	-	-	-
375	503	E400LX*	On enquiry	E400LX*	On enquiry	-	-	-	-
400	535	E400LX*	On enquiry	E400LX*	On enquiry	-	-	-	-

Standard paint shade: RAL 7034 (Yellow Grey) Epoxy

In 400 frame - 6pole and above On enquiry. Gas group IIA, IIB E80, E315L , E355LX & E400LX will be with TB on TOP only

Motors with gas group I & IIC can also be offered On enquiry with extra price (Please refer special features section)

For all frames of Gas group IIC , terminal box position will be on top (no other option is available)

#These are suitable for 40 degree ambient /80 degree Temp rise.

***These are suitable for temperature rise limited to class F**

Temp rise with VFD in same frame shall be limited to class F

Refer higher output enquiries to nearest branch office/ division. Enquiries to be routed through OGS only

* GST and other applicable taxes and levies are not included in the prices. GST and any relevant taxes and levies will be added on at the current rate.

HEAVY- DUTY MOTORS

CG motors are designed with new slip ring and brush gear arrangement for trouble free operation and long lasting brush life. Slip ring is mounted in epoxy – based insulation with excellent stability at high temperature. It complies with IP55 standards to meet the requirement of steel plants.

Squirrel cage / slip ring crane duty motors are specially designed for service on cranes and hoist they can also be used for similar application such as material handling equipment, and cranes of all type .These motors can serve as auxiliary motors in rolling mills or where ever intermittent duty drives are required. These are duty type rated motors developing high starting torque with low starting current. The motors are suitable for frequent start /stop and reversals, also rapid acceleration is achieved by high pull out torque rotor inertia.



RELIABLE

ROBUST

TOTALLY ENCLOSED FAN COOLED 3 PH SLIP RING INDUCTION MOTORS

MOUNTING	FOOT	PROTECTION	IP55
VOLTAGE	415 VOLTS ± 10%	DUTY	S1
FREQUENCY	50Hz ± 5%	INSULATION	CLASS F, TEMP RISE-CLASS B
COMBINED VARIATION	10% (ABSOLUTE SUM)	TYPE OF STARTING :	DOL
AMBIENT	50°C	STANDARD	IS12615 / IS/IEC 60034
ALTITUDE	1000 m M.S.L		



OUTPUT Rating		4 Pole / 1500 RPM		6 Pole / 1000 RPM		8 Pole / 750 RPM	
kW	HP	Frame	List Price	Frame	List Price	Frame	List Price
2.2	3	-	-	DW132S	145082	-	-
3	4	DW132S	140514	DW132S	152629	NDW160M	209106
3.7	5	DW132S	143694	DW132M	160304	NDW160M	216558
5.5	7.5	DW132M	146693	NDW160M	195538	NDW160L	242708
7.5	10	NDW160M	194234	NDW160L	243938	NDW180L	342463
11	15	NDW160L	243026	NDW180L	328669	NDW200L	448712
15	20	NDW180L	333773	NDW200L	428989	NDW225M	576950
18.5	25	NDW200L	383955	NDW225M	553146	NDW225M	667172
22	30	NDW200L	426580	NDW225M	661023	NDW250M	870804
30	40	NDW225M	526955	NDW250M	874104	NDW280S	1004652
37	50	NDW250M	722513	NDW280S	989681	NDW280M	1152338
45	60	NDW250M	863610	NDW280M	1075327	NDW315S	1416382
55	75	NDW280S	951808	NDW315S	1199143	NDW315M	1639286
75	100	NDW280M	1056825	NDW315M	1514667	NDW315LX	1804671
90	120	NDW315S	1317558	NDW315LX	1679513	NDW315LX	2134451
110	150	NDW315M	1522356	NDW315LX	1993409	NDW355LX	2273370
125	170	NDW315LX	1674519	NDW315LX	2164679	NDW355LX	2528757
132	180	NDW315LX	1765071	-	-	-	-
150	200	NDW315LX	2002638	NDW355LX	2320604	NDW355LX	2783286
160	215	NDW315LX	2045813	NDW355LX	2475275	NDW355LX	2820026
180	240	NDW355L	2164404	NDW355LX	2629935	NDW400LX	4579168
200	270	NDW355L	2404864	NDW355LX*	2849121	NDW400LX	5087544
225	300	NDW355LX	2534136	NDW400LX	5589188	NDW400LX *	5723487
250	335	NDW355LX	2565552	NDW400LX	6210149	NDW450LX*	8561278
275	370	NDW355LX	2720795	NDW400LX	6831198	NDW450LX*	9417408
300	402	NDW400LX	5176556	NDW400LX	7452071	NDW450LX*	10359151
315	436	NDW400LX	5435375	NDW400LX	8073131	NDW450LX*	11395109
350	470	NDW400LX	6039286	NDW450LX*	8631326	NDW450LX*	12306701
370	500	NDW400LX *	-	NDW450LX*	9494474	NDW450LX*	13291212
450	600	-	-	NDW450LX*	10443950	NDW450LX*	14354527

Standard Paint Shade -631 (IS 5) Light Grey.

DW132S and DW132M will be with TB TOP

***These are suitable for temperature rise limited to class F**



SPDP SLIP RING MOTORS

SCREEN PROTECTED DRIP PROOF SLIP RING INDUCTION MOTORS

MOUNTING	FOOT	PROTECTION	IP21/23
VOLTAGE	415 VOLTS ± 10%	RATING	S1
FREQUENCY	50Hz ± 5%	STANDARD	IS12615 / IS/IEC 60034
COMBINED VARIATION	10% (ABSOLUTE SUM)	INSULATION	CLASS F, TEMP RISE-CLASS B
AMBIENT	50°C	TYPE OF STARTING :	DOL
ALTITUDE	1000 m M.S.L		



OUTPUT Rating		4 Pole / 1500 RPM		6 Pole / 1000 RPM		8 Pole / 750 RPM	
kW	HP	Frame	List Price	Frame	List Price	Frame	List Price
3.7	5	-	-	-	-	CW160M	188617
5.5	7.5	-	-	CW160M	184811	CW160L	200882
7.5	10	CW160M	185900	CW160L	215633	CW180M	277123
11	15	CW160L	207075	CW180M	277035	CW180L	324500
15	20	CW180M	275176	CW180L	305272	CW200M	401467
18.5	25	CW180M	282557	CW200M	413963	CW200L	422147
22	30	CW180L	303732	CW200L	432102	CW225M	555632
30	40	CW200M	387673	CW225M	549538	CW225M	616770
37	50	CW200L	421476	CW225M	589842	CW250S	777810
45	60	CW225M	514558	CW250S	766502	CW250M	892837
55	75	CW250S	693649	CW250M	854513	CW280S	1083423
75	100	CW250S	728354	CW280S	1039951	CW280M	1183336
90	120	CW250MX	887865	CW280M	1242670	CW315S*	1809225
110	150	CW280M	992530	CW315S*	1742345	CW315MX*	1957802
125	170	CW280MX*	1233166	CW315MX*	1954425	CW355L	1717243
132	180	CW280MX*	1553805	CW315MX*	2005696	CW355L	1813350
150	200	CW315S*	1816782	CW315MX*	2191277	CW355L	2251513
160	215	CW315M*	1910205	CW315MX*	2222781	CW355L	2536545
180	240	CW315MX*	2114618	CW355L	3570716	CW355L	2684682
200	270	CW315MX*	2440581	CW355L	3681150	CW355L	2904924
225	300	CW315MX*	2442583	CW355L	3795000	CW400LX	4460918
250	335	CW355L	3080000	CW355L	3908850	CW400LX	4680478
275	369	CW355L	3212000	CW355L	4026116	-	-
300	402	CW355L	3360500	CW400LX	4914503	-	-
325	435	CW355L	3461315	CW400LX	5061941	-	-
350	470	CW400L	4950000	-	-	-	-

OUTPUT Rating		10 Pole / 600 RPM	
kW	HP	Frame	List Price
110	150	CW315MX*	2259653
125	170	CW355L	2915957
150	200	CW355L	3324079
160	215	CW355L	3470676
180	240	CW355L	3618912
200	270	CW400LX	4190505
225	300	CW400LX	4630065

Standard Paint Shade : 631 (IS 5) Light Grey

Motors are with Roller bearing as default feature from frame size 225 and above

Position of Terminal Box on RHS when viewed from DE

***Available in fabricated stator case only**



TEFC SLIP RING CRANE DUTY MOTORS

TOTALLY ENCLOSED FAN COOLED SLIP RING CRANE DUTY MOTORS

MOUNTING	FOOT	PROTECTION	IP55
VOLTAGE	415 VOLTS ± 10%	RATING	S3/S4 (AS PER IEC 60034)
FREQUENCY	50Hz ± 5%	DUTY	INTERMITTENT
COMBINED VARIATION	10% (ABSOLUTE SUM)	INSULATION	CLASS F, TEMP RISE-CLASS B
AMBIENT	50°C	TYPE OF STARTING :	DOL
ALTITUDE	1000 m M.S.L	150 STARTS STOPS PER HOUR ,	40%CDF



OUTPUT Rating		6 Pole / 1000 RPM	
kW	HP	Frame	List Price
1.8	2.41	NDW112M	98198
2.6	3.5	DW132S	129299
4.5	6.03	DW132M	154431
6.7	9	NDW160M	175250
9	12.07	NDW160L	216781
13.2	17.5	NDW180L	354596
17.6	23.6	NDW200L	466180
24.6	33	NDW225S	576543
30.5	41	NDW225M	711480
36	48.28	NDW250S	889306
42	56.32	NDW250M	1073292
53.5	71.74	NDW280S	1180630
66.5	89.18	NDW280M	1379917
93	126	NDW315S	1649692
116	156	NDW315M	1870462

OUTPUT Rating		8 Pole / 750 RPM	
kW	HP	Frame	List Price
1.7	2.3	DW132S	138828
2.5	3.4	DW132M	186518
4.8	6.4	NDW160M	202089
6.7	9	NDW160L	251665
9.3	11	NDW180L	367213
13.5	18	NDW200L	478390
20.2	27.2	NDW225S	621929
26	35	NDW225M	711480
31.5	42.2	NDW250S	866272
37	50	NDW250M	1078770
48	64	NDW280S	1205149
59	79	NDW280M	1312443
72	96	NDW315S	1760099
86	115.3	NDW315M	1910370

OUTPUT Rating		10 Pole / 600 RPM	
kW	HP	Frame	List Price
15	20	NDW225S	583605
18.5	25	NDW225M	683870
22	30	NDW250M	874104
38	51	NDW280S	1303258
46.5	62	NDW280M	1425875
60	80	NDW315S	1815297
66	88	NDW315M	1902043

Standard Paint Shade : 631 (IS 5) Light Grey

Terminal position in on TOP as a standard for this series

On enquiry T/B position can be given on LHS/RHS (Not applicable for DW132S & DW132M)

For other ratings, please refer pricing guideline section

* GST and other applicable taxes and levies are not included in the prices. GST and any relevant taxes and levies will be added on at the current rate.



TEFC SQUIRREL CAGE CRANE DUTY MOTORS

TOTALLY ENCLOSED FAN COOLED SQUIRREL CAGE CRANE DUTY MOTORS

MOUNTING	FOOT	PROTECTION	IP55
VOLTAGE	415 VOLTS ± 10%	RATING	S3/S4 (AS PER IEC 60034)
FREQUENCY	50Hz ± 5%	DUTY	INTERMITTENT
COMBINED VARIATION	10% (ABSOLUTE SUM)	INSULATION	CLASS F, TEMP RISE-CLASS B
AMBIENT	50°C	TYPE OF STARTING :	DOL
ALTITUDE	1000 m M.S.L	150 STARTS STOPS PER HOUR ,	40%CDF



OUTPUT Rating		4 Pole/1500 RPM	
kW	HP	Frame	List Price
0.25	0.34	GD63	15825
0.55	0.75	GD71	16735
0.75	1	80	18618
1.1	1.5	80	19570
1.5	2	90S	20501
2.2	3	90L	22427
3.7	5	100L	30217
5.5	7.5	112M	37857
7.5	10	132S	52109
9.3	12.5	132M	66190
11	15	ND160M	103062
15	20	ND160M	112157
18.5	25	ND160L	120664
22.5	30	ND180M	168846
27	36	ND180L	181654
37	50	ND200L	240016
40	53.33	ND225S	311629

OUTPUT Rating		6 Pole/1000 RPM	
kW	HP	Frame	List Price
0.17	0.23	GD63	15483
0.37	0.5	GD71	18372
0.55	0.75	80M	19731
0.75	1	80M	19731
1.1	1.5	90S	21133
1.5	2	90L	24471
2.2	3	100L	31897
3.7	5	112M	38006
5.5	7.5	132S	55833
7.5	10	132M	62167
9.3	12.5	ND160M	100323
11	15	ND160L	124398
15	20	ND160L	132755
18.5	25	ND180L	180530

OUTPUT Rating		8 Pole/750 RPM	
kW	HP	Frame	List Price
0.55	0.75	90S	21710
0.75	1	90L	24471
1.1	1.5	100L	29446
1.5	2	112M	32389
2.2	3	132S	41334
3.7	5	ND160M	54816
5.5	7.5	ND160M	105256
7.5	10	ND160M	113623
9.3	12.5	ND160L	137003
10	13.4	ND180M	174442
12	16	ND180L	194216

Standard paint shade: 631 (IS 5) Light Grey

* GST and other applicable taxes and levies are not included in the prices. GST and any relevant taxes and levies will be added on at the current rate.

SPECIAL SERIES MOTORS

CG offers NEMA Epact /Premium motors as per NEMA MG 1, CSA C 22.2 No. 100 and UL 1004. These motors are most energy efficient and meet premium efficiency standard. These motors are also listed in DOE and CSA

CG smoke extraction motors are designed for stringent operating condition during fire / high temperature ambient conditions. Smoke extraction motor ensures the air circulation in closed environment. Our smoke extraction motor complies with latest standard BSEN 12101-3:2015.

CG offers UL listed motors in IEC & NEMA frames this motor for specially designed fire fighting duty application which complies with the requirement of UL 1004-1 and UL 1004-5. It is engineered for environment which demands more ventilation.



INSPIRING TECH



NEMA MOTORS – PREMIUM SERIES



TOTALLY ENCLOSED FAN COOLED SQUIRREL CAGE 3 PH INDUCTION MOTORS

MOUNTING	FOOT	PROTECTION	IP55
VOLTAGE	208-230/460	AMBIENT	40°C
FREQUENCY	60Hz	INSULATION	CLASS F, TEMP RISE-CLASS B
TYPE OF STARTING :	DOL		

OUTPUT Rating		2 Pole / 3000 RPM		4 Pole / 1500 RPM		6 Pole / 1000 RPM	
kW	HP	Frame	List Price	Frame	List Price	Frame	List Price
0.75	1	143T	29007	143T	32593	145T	34177
1.1	1.5	143T	34441	145T	33418	182T	60830
1.5	2	145T	35310	145T	37081	184T	63866
2.2	3	182T	61919	182T	62557	213T	98571
3.7	5	184T	67254	184T	68255	215T	107118
5.5	7.5	213T	95359	213T	105182	254T	177353
7.5	10	215T	102377	215T	113234	256T	201058
11	15	254T	157168	254T	169202	284T	287760
15	20	256T	170423	256T	188166	286T	294184
18.5	25	284TS	259974	284T	286495	324T	394735
22	30	286TS	263098	286T	299354	326T	414183
30	40	324TS	395010	324T	437492	364T	632918
37	50	326TS	416537	326T	488752	365T	709896
45	60	364TS	587213	364T	615406	404T	784553
55	75	365TS	655600	365T	675323	405T	835824
75	100	405TS	840664	405T	842061	-	-

NEMA FRAME	EQUIVALENT IEC FRAME
143T	90S
145T	90L
182T	112M
184T	112M
213T	132S
215T	132M
254T	160M
256T	160L
284T	180M
286T	180L
324T/326T	200L
364T	225S
365T	225M
405T	250M
444T	315M

Standard paint shade : RAL 5021 (Water Blue)

NEMA- C Flange in addition to foot 8%

NEMA- C Flange without foot 5 %

NEMA Premium & NEMA IPACT for American Market

MEPS 2 - Australia & New Zealand

* GST and other applicable taxes and levies are not included in the prices. GST and any relevant taxes and levies will be added on at the current rate.



TEXTILE APPLICATION MOTORS



TOTALLY ENCLOSED FAN COOLED SQUIRREL CAGE INDUCTION MOTORS FOR TEXTILE APPLICATION			
MOUNTING	FOOT	PROTECTION	IP54
VOLTAGE	415 VOLTS ± 10%		
FREQUENCY	50Hz ± 5%	DUTY	S1
COMBINED VARIATION	10% (ABSOLUTE SUM)	INSULATION	CLASS F, TEMP RISE-CLASS B
AMBIENT	45°C	TYPE OF STARTING :	DOL
ALTITUDE	1000 m M.S.L	STANDARD	IS12615 / IS/IEC 60034

FOR LOOM/ WEAVING APPLICATION (TE)/ TB ON RHS FROM DE

OUTPUT Rating		6 Pole / 1000 RPM		8 Pole / 750 RPM	
kW	HP	Frame	List Price	Frame	List Price
0.75	1	NR90L	24610	R112M	41516
1.1	1.5	R112M	38520	R112M	41730
1.5	2	R112M	41730	R132S	44940

CARD APPLICATION (TE)/ TB ON TOP

OUTPUT Rating		6 Pole / 1000 RPM	
kW	HP	Frame	LTM20
0.75	1	NR90L	20854
1.1	1.5	R112M	38456
1.5	2	R112M	46727

GINNING APPLICATION (TEFC)/TB ON RHS FROM DE

OUTPUT Rating		4 Pole / 1500 RPM	
kW	HP	Frame	List Price
2.2	3	NS100L	31651
3	4	NS112M	37065
3.7	5	NS132S	64885
5.5	7.5	NS132S	75275
7.5	10	NS132M	81748

RING FRAME, TEXTILE MOTOR:

TB TOP, AMBIENT:45°C, RISE 75°C , IS12615 / IS/IEC 60034
 ROLLER BEARING AT DE FOR 160 FRAME AND ABOVE TO SUSTAIN HIGHER RADIAL LOAD

OUTPUT Rating		4 Pole / 1500 RPM	
kW	HP	Frame	List Price
3.7	5	NS112M	47743
5.5	7.5	NS132S	65377
7.5	10	NS132M	76601
9.3	12.5	ND160M	120889
11	15	ND160M	124676
13	17.5	ND160L	150763
15	20	ND160L	154968
18.5	25	ND180M	218152
22	30	ND180L	232404
30	40	ND200L	310601
37	50	ND225S	399334
45	60	ND225M	484038

OUTPUT Rating		6 Pole / 1000 RPM	
kW	HP	Frame	List Price
3.7	5	NS132S	69593
5.5	7.5	NS132M	77618

Standard Paint Shade: RAL7034 (Yellow Grey)



CRUSHER APPLICATION MOTORS

TOTALLY ENCLOSED FAN COOLED CRUSHER DUTY MOTORS

MOUNTING	FOOT	PROTECTION	IP55
VOLTAGE	415 VOLTS ± 10%	EFFICIENCY	IE2
FREQUENCY	50Hz ± 5%	DUTY	S1
COMBINED VARIATION	10% (ABSOLUTE SUM)	INSULATION	CLASS F, TEMP RISE-CLASS B
AMBIENT	50°C	TYPE OF STARTING :	DOL
ALTITUDE	1000 m M.S.L	STANDARD	IS12615 / IS/IEC 60034



OUTPUT Rating		4 Pole / 1500 RPM		6 Pole / 1000 RPM	
kW	HP	Frame	List Price	Frame	List Price
45	60	ND225M	386455	-	-
55	75	ND250MX	531113	ND280M	732513
75	100	ND280S	646377	ND315S	894608
90	120	ND280M	752886	ND315M	1119434
110	150	ND315S	933107	ND315M	1248256
125	175	ND315M	1063010	ND315L	1360552
132	180	ND315M	1093348	ND315LX	1457171
160	215	ND315LX	1282823	ND315LX	1517252
180	240	ND315LX	1364443	ND355LX	1673401
200	270	ND315LX	1557246	ND355LX	1799361
225	300	ND355LX	1846711	ND355LX	1853378
250	335	ND355LX	1900326	ND355LX	1981628

Standard Paint Shade : RAL7034 (Yellow Grey)

Non-Std Features:

EN24 Shaft

Roller bearing at DE (for 4 & 6 Pole)

Space Heater (280 Frame & above)

PTC150C-3 Nos (280 Frame & above)


VPI & Epoxy gel coat on overhang



BRAKE MOTORS – KIBOSH SERIES (CI)

TOTALLY ENCLOSED FAN COOLED SQUIREL CAGE DC BRAKE MOTORS

MOUNTING	FOOT	PROTECTION	IP55
VOLTAGE	415 VOLTS ± 10%	EFFICIENCY	IE2
FREQUENCY	50Hz ± 5%	DUTY	S1
COMBINED VARIATION	10% (ABSOLUTE SUM)	INSULATION	CLASS F, TEMP RISE-CLASS B
AMBIENT	50°C	TYPE OF STARTING :	DOL
BRAKE TYPE	DC	STANDARD	IS12615 / IS/IEC 60034



OUTPUT Rating		4 Pole / 1500 RPM			6 Pole / 1000 RPM		
kW	HP	Frame	Brake Size	List Price	Frame	Brake Size	List Price
0.37	0.5	-	-	-	NS80M	8	39258
0.55	0.75	NS80M	8	38349	NS80M	8	39697
0.75	1	NS80M	8	38467	NS90S	10	51210
1.1	1.5	NS90S	10	50012	NS90L	10	53115
1.5	2	NS90L	10	51681	NS100L	12	62863
2.2	3	NS100L	12	62028	NS112M	14	70106
3	4	NS100L	12	63387	NS132S	16	97980
3.7	5	NS112M	14	71423	NS132S	16	100206
5.5	7.5	NS132S	16	97017	NS132MX	16	106016
7.5	10	NS132M	16	104860	ND160M	18	170505
9.3	12.5	NS132MX	16	125597	ND160L	20	211625
9.3	12.5	ND160M	18	125597	-	-	-
11	15	ND160M	20	167755	ND160L	20	217274
15	20	ND160L	20	213690	ND180L	25	323397
18.5	25	ND180M	25	315393	ND200L	25	387759
22	30	ND180L	25	332267	ND200L	25	404687
30	40	ND200L	25	409096	ND225M	25	On enquiry
37	50	ND225S	25	On enquiry	-	-	-
45	60	ND225M	25	On enquiry	-	-	-

Standard Paint Shade : RAL9005

ALP for separate brakes for Brake Motors - refer special feature

STD Brake kit is IP55, for other IP rating ref to division


* GST and other applicable taxes and levies are not included in the prices. GST and any relevant taxes and levies will be added on at the current rate.



BRAKE MOTORS – KIBOSH SERIES (Aluminium Series)

TOTALLY ENCLOSED FAN COOLED SQUIRREL CAGE DC BRAKE MOTORS

MOUNTING	FOOT	PROTECTION	IP55
VOLTAGE	415 VOLTS ± 10%	EFFICIENCY	IE2
FREQUENCY	50Hz ± 5%	DUTY	S1
COMBINED VARIATION	10% (ABSOLUTE SUM)	INSULATION	CLASS F, TEMP RISE-CLASS B
AMBIENT	50°C	TYPE OF STARTING :	DOL
BRAKE TYPE	DC	STANDARD	IS12615 / IS/IEC 60034



OUTPUT Rating		4 Pole / 1500 RPM			6 Pole / 1000 RPM		
kW	HP	Frame	Brake Size	List Price	Frame	Brake Size	List Price
0.37	0.5	GD71	6	34379	GD80	8	39087
0.55	0.75	GD80	8	38188	GD80	8	39537
0.75	1	GD80	8	38306	GD90S	10	50964
1.1	1.5	GD90S	10	49734	GD90L	10	52890
1.5	2	GD90L	10	51456	GD100L	12	62595
2.2	3	GD100L	12	68608	GD112M	14	69796
3.7	5	GD112M	14	71112	GD132S	16	99735
5.5	7.5	GD132S	16	107321	GD132M	16	117261
7.5	10	GD132M	16	115956	-	-	-

Standard Paint Shade : RAL9005

ALP for Separate Brakes for Brake Motors - refer special feature

STD Brake kit is IP55, for other IP rating ref to division



FIRE FIGHTING MOTORS

TOTALLY ENCLOSED FAN COOLED SQUIREL CAGE 3-PH INDUCTION MOTORS

MOUNTING	FOOT	PROTECTION	IP55
VOLTAGE	415 VOLTS ± 10%	RATING	S1
FREQUENCY	50Hz ± 5%	DUTY	Continuous
COMBINED VARIATION	10% (ABSOLUTE SUM)	INSULATION	CLASS F, TEMP RISE-CLASS F
AMBIENT	50°C	TYPE OF STARTING :	DOL
ALTITUDE	1000m M.S.L	STANDARD	IS12615 / IS/IEC 60034



FF Catref	Frame	List Price
5.50EN2-FF	NS112M	44362
7.50EN2-FF	NS132S	60241
9.30EN2-FF	NS132M	85600
11EN2-FF	NS132M	95230
15KDE2TOP-FF	ND132M	112350
18.5KE2-FF	ND160M	138030
22KE2-FF1	ND160M	149800
26KE2-FF	ND160L	165850
30KE2-FF1	ND180M	203300
37KE2-FF1	PC180L	267500
45KE2-FF1	ND200L	307400
55KE2-FF1	ND200L	392200
60KE2-FF	ND225M	434600
67KE2-FF	ND225M	477000
75KE2-FF1	ND250M	508800
90KE2-FF1	ND250MX	667800
110KE2-FF	ND280M	885100
125KE2-FF	ND280M	996400
160KE2-FF	ND315M	1250800
180KE2-FF*	ND315L	1325000

*** Cat References not created for these Ratings and to be routed through Indent**
Standard Paint Shade: 536 (IS 5) Fire red
Temperature rise limited to class F

For ratings other than above, kindly refer to division



UL LISTED MOTORS – IE2

TOTALLY ENCLOSED FAN COOLED SQUIRREL CAGE 3-PH INDUCTION MOTORS

MOUNTING	FOOT	PROTECTION	IP55
VOLTAGE	415 VOLTS ± 10%	EFFICIENCY	IE2
FREQUENCY	50Hz ± 5%	DUTY	S1
COMBINED VARIATION	10% (ABSOLUTE SUM)	INSULATION	CLASS F, TEMP RISE-CLASS B
AMBIENT	50°C	TYPE OF STARTING :	DOL
ALTITUDE	1000m M.S.L	STANDARD	IS12615 / IS/IEC 60034



OUTPUT Rating		2 Pole / 3000 RPM		4 Pole / 1500 RPM		6 Pole / 1000 RPM		8 Pole / 750 RPM	
kW	HP	Frame	List Price	Frame	List Price	Frame	List Price	Frame	List Price
0.37	0.5	-	-	-	-	-	-	NG90S	24396
0.55	0.75	-	-	-	-	-	-	NG90L	26707
0.75	1	NG80	18918	NG80	19635	NG90S	23711	NG100L	32806
1.1	1.5	NG80	20512	NG90S	24268	NG90L	25948	NG100L	39932
1.5	2	NG90S	23551	NG90L	29361	NG100L	37354	NG112M	46245
2.2	3	NG90L	30249	NG100L	34957	NG112M	39847	NG132S	61193
3.7	5	NG100L	37482	NG112M	44298	NG132S	61996	ND160M	95209
4	5.5	NG112M	50611	-	-	-	-	-	-
5.5	7.5	NG132S	63847	NG132S	61482	NG132M	76259	ND160M	118984
7.5	10	NG132S	69315	NG132M	66073	ND160M	116341	ND160L	150817
9.3	12.5	NG132M	100976	NG132M	96129	-	-	-	-
9.3	12.5	ND160M	116812	ND160M	117433	ND160L	126742	ND180M	196131
11	15	ND160M	123285	ND160M	118524	ND160L	143166	ND180L	206820
15	20	ND160M	132509	ND160L	146323	ND180L	186993	ND200L	291147
18.5	25	ND160L	170184	ND180M	187197	ND200L	266944	ND225S	373623
22	30	ND180M	191241	ND180L	204969	ND200L	287402	ND225M	449197
30	40	ND200L	278123	ND200L	280169	ND225M	410762	ND250M	606412
37	50	ND200L	337642	ND225S	327593	ND250M	552313	ND280S	790816
45	60	ND225M	434536	ND225M	397076	ND280S	661517	ND280M	913791
55	75	ND250MX	584972	ND250MX	545603	ND280M	759657	ND315S	1107204
75	100	ND280S	730457	ND280S	664090	ND315S	927818	ND315M	1374854
90	120	ND280M	842700	ND280M	773503	ND315M	1160897	ND315L	1558626
110	150	ND315S	1089023	ND315S	958643	ND315M	1294529	ND315LX	1650026
125	170	ND315M	1277841	ND315M	1092065	ND315LX	1410977	ND315LX	1812890
132	180	ND315M	1338441	ND315M	1123261	ND315LX	1511182	ND315LX	1911662
160	215	ND315LX	1466203	ND315LX	1317919	ND315LX	1573489	ND355LX	2221063
180	240	ND315LX	1543445	ND315LX	1401755	ND355LX	1735412	ND355LX	2278790
200	270	ND315LX	1711773	ND315LX	1599869	ND355LX	1866059	ND355LX	2441173
225	300	ND355LX*	1927493	ND355LX	1840022	ND355LX	1922020	ND355LX	3468416
250	335	ND355LX*	1974123	ND355LX	1952308	ND355LX	2055063	-	-
275	370	ND355LX*	2029879	ND355LX	2134162	ND355LX*	2497797	-	-
315	425	ND355LX*	2078649	ND355LX*	2290692	ND355LX*	3092065	-	-
355	473	-	-	ND355LX*	2782924	-	-	-	-
375	500	-	-	ND355LX*	3180000	-	-	-	-

Standard Paint Shade : RAL7034 (Yellow Grey)

*These are suitable for temperature rise limited to class F.

For other ratings please contact nearest CG branch Office

For UL Listed Fire Fighting Motors, contact nearest CG branch office.





IE2 SMOKE EXTRACTION MOTORS



TOTALLY ENCLOSED FAN COOLED SQUIRREL CAGE 3-PH INDUCTION MOTORS

MOUNTING	FOOT	PROTECTION	IP55
VOLTAGE	415 VOLTS ± 10%	RATING	S1/S2
FREQUENCY	50Hz ± 5%	TYPE OF STARTING :	DOL
TEMPERATURE	300°C – 2Hrs / 250°C – 2Hrs	INSULATION	H CLASS
EFFICIENCY	IE2	CI B3 IE2 TEOA T.BOX AT TOP AND 1M FLYING LEADS	

OUTPUT Rating		CATREF	2 Pole / 3000 RPM	
kW	HP		Frame	List Price
0.75	1	0.75EN2TOP-SM3	NS80M	20073
1.1	1.5	1.10EN2TOP-SM3	NS80M	21839
1.5	2	1.50EN2TOP-SM3	NS90S	25092
2.2	3	2.20EN2TOP-SM3	NS90L	32121
3.7	5	3.70EN2TOP-SM3	NS100L	39922
5.5	7.5	5.50EN2TOP-SM3	NS132S	65035
7.5	10	7.50EN2TOP-SM3	NS132S	73841
18.5	25	18.5KE2TOP_SM3TE	ND160L	181344
22	30	22KE2TOP_SM3TE	ND180M	203728
30	40	30KE2TOP_SM3TE	ND200L	296302
37	50	37KE2TOP_SM3TE	ND200L	359722

OUTPUT Rating		CATREF	4 Pole / 1500 RPM	
kW	HP		Frame	List Price
0.55	0.75	0.55EN4TOP-SM3	NS80M	20555
0.75	1	0.75EN4TOP-SM3	NS80M	20833
1.1	1.5	1.10EN4TOP-SM3	NS90S	25766
1.5	2	1.50EN4TOP-SM3	NS90L	31244
2.2	3	2.20EN4TOP-SM3	NS100L	37225
3.7	5	3.70EN4TOP-SM3	NS112M	47155
5.5	7.5	5.50EN4TOP-SM3	NS132S	65527
7.5	10	7.50EN4TOP-SM3	NS132MX	77415
11	15	11KE4TOP_SM3TE	ND160M	126249
15	20	15KE4TOP_SM3TE	ND160L	155824
18.5	25	18.5KE4TOP_SM3TE	ND180M	199384
22	30	22KE4TOP_SM3TE	ND180L	218398
30	40	30KE4TOP_SM3TE	ND200L	298485

OUTPUT Rating		CATREF	6 Pole / 1000 RPM	
kW	HP		Frame	List Price
0.75	1	0.75EN6TOP-SM3	NS90S	25177
1.1	1.5	1.10EN6TOP-SM3	NS90L	27617
1.5	2	1.50EN6TOP-SM3	NS100L	39804
2.2	3	2.20EN6TOP-SM3	NS112M	42415
3.7	5	3.70EN6TOP-SM3	NS132S	65998
5.5	7.5	5.50EN6TOP-SM3	NS132MX	81192
7.5	10	7.5KE6TOP_SM3TE	ND160M	129545
11	15	11KE6TOP_SM3TE	ND160L	159419
15	20	15KE6TOP_SM3TE	ND180L	199191
18.5	25	18.5KE6TOP_SM3TE	ND200L	281727
22	30	22KE6TOP_SM3TE	ND200L	303351

Standard paint Shade:- 7032 Epoxy Pebble Grey

Loose TB is provided by default

Note : Kindly refer enquires to CG Office / Division



IE3 SMOKE EXTRACTION MOTORS



TOTALLY ENCLOSED FAN COOLED SQUIRREL CAGE 3-PH INDUCTION MOTORS			
MOUNTING	FOOT	PROTECTION	IP55
VOLTAGE	415 VOLTS ± 10%	RATING	S1/S2
FREQUENCY	50Hz ± 5%	TYPE OF STARTING :	DOL
TEMPERATURE	300°C – 2Hrs / 250°C – 2Hrs	INSULATION	H CLASS
EFFICIENCY	IE3	CI B3 IE3 TEOA T.BOX AT TOP AND 1M FLYING LEADS	



OUTPUT Rating		CATREF	2 Pole / 3000 RPM	
kW	HP		Frame	List Price
0.75	1	0.75PN2TOP-SM3	NS80M	22098
1.1	1.5	1.10PN2TOP-SM3	NS80M	24102
1.5	2	1.50PN2TOP-SM3	NS90S	27617
2.2	3	2.20PN2TOP-SM3	NS90L	35384
3.7	5	3.70PN2TOP-SM3	NS100L	49850
5.5	7.5	5.50PN2TOP-SM3	NS132S	68768
7.5	10	7.50PN2TOP-SM3	NS132S	74378

OUTPUT Rating		CATREF	4 Pole / 1500 RPM	
kW	HP		Frame	List Price
0.75	1	0.75PN4TOP-SM3	NS80M	24064
1.1	1.5	1.10PN4TOP-SM3	NS90S	28082
1.5	2	1.50PN4TOP-SM3	NS90L	34144
2.2	3	2.20PN4TOP-SM3	NS100L	40676
3.7	5	3.70PN4TOP-SM3	NS112M	49268
5.5	7.5	5.50PN4TOP-SM3	NS132S	73177
7.5	10	7.50PN4TOP-SM3	NS132MX	88382

OUTPUT Rating		CATREF	6 Pole / 1000 RPM	
kW	HP		Frame	List Price
0.75	1	0.75PN6TOP-SM3	NS90S	29931
1.1	1.5	1.10PN6TOP-SM3	NS90L	32715
1.5	2	1.50PN6TOP-SM3	NS100L	51237
2.2	3	2.20PN6TOP-SM3	NS112M	53166
3.7	5	3.70PN6TOP-SM3	NS132S	74911
5.5	7.5	5.50PN6TOP-SM3	NS132MX	93761

Standard paint Shade:- 7032 Epoxy Pebble Grey
Loose TB is provided by default
Note : Kindly refer enquires to CG Office / Division

* GST and other applicable taxes and levies are not included in the prices. GST and any relevant taxes and levies will be added on at the current rate.



ALTERNATORS

CG ALTERNATOR- BRUSHLESS TYPE -1500 RPM

MOUNTING FOOT
 POLE 4
 VOLT REGULATION +/- 1%
 SINGLE BEARING SUITABLE FOR OPERATIONS UPTO 40°C AMBIENT
 0.8PF(LAG)

PROTECTION IP23
 ENCLOSURE SPDP
 ALTITUDE 1000m
 RPM 1500



3 PHASE – 415 V		
kVA	FRAME	List Price
5	G1R160SM1F	87161
7.5	G1R160SM1F	90521
10	G1R160SM1E	97104
12.5	G1R160SM2A	103530
15	G1R160SM2A	112413
20	G1R160SM3B	131544
25	G1R160SM4C	149846
30	G1R160SM5A	170226
35	G1R200SM1E	184023
40	G1R200SM1E	199217
45	G1R200SM2A	217707
50	G1R200SM2B	225981
62.5	G1R200SM3A	265797
63	G1R200SM3A	265797
75	G1R200SM4B	291953
82.5	G1R200SM4C	298085
90	G1R200SM5A	351582
100	G1R250SB	352790
110	G1R250SD	372750
125	G1R250SD	388962
140	G1R250MA	427340
160	G1R250MB	464394
180	G1R250LB	488471
200	G1R250LD	520380
225	G1R315SE	582383
250	G1R315SE	627155
275	G1R315SA	668283
300	G1R315SB	714714
320	G1R315SB	753648
380	G1R315MB	866208
400	G1R355SB	942417
415	G1R355SB	944685
437.5	G1R355SE	952676
450	G1R355SE	1002572
500	G1R355SE	1092473
550	G1R355ME	1164198
600	G1R355MA	1265324
625	G1R355MA	1285106
650	G1R355MB	1434930
680	G1R400SB	1901687

3 PHASE – 415 V		
kVA	FRAME	List Price
750	G1R400SC	1926456
1010	G1R400MA	2298513
1250	G1R400MB	2668029
1400	G1R450SB	3382617
1500	G1R450SC	3420417
1750	G1R450MA	4456442
1900	G1R450MB	4527138
2000	G1R450LA	4631036
2250	G1R450LB	4970343
2350	G1R500LC	On enquiry
2500	G1R500LC	On enquiry

1 PHASE – 240 V		
kVA	FRAME	List Price
5	G1R160SM1F	88410
7.5	G1R160SM1E	101451
10	G1R160SM2A	113316
12.5	G1R160SM3A	132153
15	G1R160SM4C	149573
17.5	G1R160M5A	162582
20	G1R160SM5A	171014
25	G1R200SM1F	201747
30	G1R200SM2A	222012
35	G1R200SM3E	251916
40	G1R200SM3A	274071
45	G1R200SM4A	311126
50	G1R200SM4B	348212
63	G1R250SD	420084
82.5	G1R250LB	507801

* GST and other applicable taxes and levies are not included in the prices. GST and any relevant taxes and levies will be added on at the current rate.



ALTERNATORS – USTAD SERIES

CG ALTERNATOR- SLIPRING TYPE -1500 RPM

MOUNTING	FOOT	PROTECTION	IP23
POLE	4	ENCLOSURE	SPDP
VOLT REGULATION	+/- 5%	ALTITUDE	1000m
DOUBLE BEARING SUITABLE FOR OPERATIONS UPTO 40°C AMBIENT		RPM	1500



3 PHASE - 415V		
kVA	FRAME	List Price
5	G2S160S1F	58527
6.5	G2S160S1F	59010
7.5	G2S160S1F	88610
10	G2S160S1E	96422
12.5	G2S160S1E	96422
15	G2S160S1B	98784
20	G2S160SC	134253
25	G2S160MC	146748
30	G2S160M2R	164808
32.5	G2S160M2R	169134
35	G2S200SE	178637
40	G2S200SE	190460
45	G2S200SB	212100
50	G2S200SB	218264
63	G2S200SD	257975
75	G2S200MD	288246
82.5	G2S200MD	298851

1 PHASE - 240V		
kVA	FRAME	List Price
5	G2S160S1F	67410
6	G2S160S1E	76787
7.5	G2S160S1E	83549
10	G2S160S1B	95025
12.5	G2S160SC	116309
15	G2S160MC	137120
20	G2S200SE	185934

UPF ALTERNATORS		
1 PHASE - 240V		
kVA	FRAME	List Price
5	G2S160S1F	70119
6	G2S160S1F	78404
7.5	G2S160S1E	83549
10	G2S160S1E	95025
15	G2S160S1B	130914

* GST and other applicable taxes and levies are not included in the prices. GST and any relevant taxes and levies will be added on at the current rate.



CASH EXTRA FOR SPECIAL FEATURES - ALTERNATORS

Sr.No	Description	Cash Extras in % of ALP or absolute value in INR whichever is Lower	
1	SCM Aux Winding	Frame size 160	₹2640/-
		Frame size 200	₹6600/-
		Frame size 250 & above	Nil (default feature)
2	SpaceHeater	Frame size 160	₹3300/-
		Frame size 200 & 250	₹4400/-
		Frame size 315	₹6600/-
		Frame size 355 & 400SC	₹7920/-
		Frame size 400MA/E/B & 450	Nil (default feature)
3	RTD (2 per phase)	Frame size 160 to 200	Not applicable
		Frame size 250	₹11000/-
		Frame size 315 to 400SC	₹22000/-
		Frame size 400MA/E/B & 450	Nil (default feature)
4	Thermistor	Frame size 160	Not applicable
		Frame size 200 to 315	₹14850/-
		Frame size 355 & above	₹18150/-
5	BTD	Frame size 160 to 250	Not applicable
		Frame size 315 to 400SC	₹11000/-
		Frame size 400MA/E/B & 450	Nil (default feature)
6	Digital AVR	Frame size 160 to 250	Not applicable
		Frame size 315 & above	₹209000/-
7	Digital AVR + 1 Auto on plate	Frame size 160 to 250	Not applicable
		Frame size 315 & above	₹319000/-
8	External PMG	Frame size 160 to 250	Not applicable
		Frame size 315 & above	₹44000/-
9	Supply side CT	Frame size 160	Not applicable
		Frame size 200 & 250	₹5500/-
		Frame size 315 & 355	₹11000/-
		Frame size 400	₹22000/-
10	No. of leads : 12	Frame size 160 & above	5%

NOTE :

RTD, BTD, Space Heaters are without controls.

DC Injection Parallel operation Facility standard from 100 kVA And Above

Droop CT facility 100 kVA to 380 kVA and 400 kVA to 2250 kVA Factory fitted CT

For supply side CTs ,customer to specify rating of the CTs

250 Frame alternators are with AL shell construction

Type Test:

Upto 355 Frame – direct loading method

400/450 Frame – indirect loading method.

Indirect loading method testing without regulation and dip and rise test.



CASH EXTRA FOR SPECIAL FEATURES - ALTERNATORS

Sr.No	Description	Cash Extras in % of ALP or absolute value in INR whichever is Lower	
11	Special Voltage	Frame size 160 & above	5%
12	Marine treatment	Frame size 160 to 315	2%
		Frame size 355 & above	5%
13	Epoxy Paint	Frame size 160	₹5500/-
		Frame size 200 & 250	₹6600/-
		Frame size 315 & above	Nil (default feature)
14	RFI Kit	Frame size 160 & above	₹4800/-
15	AVR filter	Frame size 160 & above	₹5500/-
16	AVR droop CT	Frame size 160 to 315	₹3850/-
		Frame size 355 & above	Nil (default feature)
17	AVR with Analogue input	Frame size 200	₹4400/-
		Frame size 250 & above	Nil (default feature)
18	Inspection Charges		
a)	Routine Test	Frame size 160 to 315	₹5280/-
		Frame size 355 & 400SC	₹6600/-
		Frame size 400MA/E/B & 450	₹8800/-
b)	Type Test	Frame size 160 & 200	₹10560/-
		Frame size 250 & 315	₹13200/-
		Frame size 355 & 400SC	₹16500/-
		Frame size 400MA/E/B & 450	₹22000/-

NOTE :

RTD, BTD, Space Heaters are without controls.

DC Injection Parallel operation Facility standard from 100 kVA And Above

Droop CT facility 100 kVA to 380 kVA and 400 kVA to 2250 kVA Factory fitted CT

For supply side CTs , customer to specify rating of the CTs

250 Frame alternators are with AL shell construction

Type Test:

Upto 355 Frame – direct loading method

400/450 Frame – indirect loading method.

Indirect loading method testing without regulation and dip and rise test.



LAMINATED YOKE DC MOTORS

SCREEN PROTECTED DRIP PROOF LAMINATED YOKE DC MOTOR

MOUNTING	FOOT	PROTECTION	IP 23
ARMATURE VOLTAGE	440V	ALTITUDE	1000 m
FIELD VOLTAGE	220V	COOLING	IC 06
TEMPERATURE	40°C AMBIENT		
INSULATION	For Frame 100 to 132 F For frame 160 & above H	OVER LOAD CAPACITY	160% for 15 Sec
		OVERLOAD CLASS	Class 1



LAMINATED YOKE DC MOTORS		
kW	ASBG Frame	List Price
2.2	100S	77528
3.7	100M	81906
5.5	100L	94061
On enquiry	112S	122925
7.5	112M	127039
On enquiry	112L	140613
11	132S	143165
15	132M	169059
22.5	132L	186329
30	160A	293282
40	160S	325226
50	160M	367697
56	160M	386628
60	160L	421718
On enquiry	160LX	456797
On enquiry	180A	440132
75	180S	508618
100	180M	539385
On enquiry	200A	583253
115	200S	638418
On enquiry	200SX	732424
150	200M	798930
On enquiry	200L	865425
On enquiry	225A	845548
On enquiry	225AX	896038
180	225S	946528
On enquiry	225SX	1046023
225	225M	1082873
On enquiry	225L	1219207
On enquiry	250A	1222727
295	250S	1337391
On enquiry	250SX	1375561
325	250M	1409078
On enquiry	250MX	1416459
On enquiry	250L	1455707
400	280S	1831071
450	280M	1912295
On enquiry	280MX	1788798
On enquiry	280L	1873333
On enquiry	280LX	1951246
On enquiry	280LY	2049421

LAMINATED YOKE DC MOTORS		
kW	NXDBG Frame	List Price
On enquiry	315S	2143565
On enquiry	315M	2195723
On enquiry	315L	2416733
On enquiry	315LX	2585368
On enquiry	315LL	2801603
On enquiry	355S	3072581
On enquiry	355M	3113758
On enquiry	355L	3281243
On enquiry	355LX	3461007
On enquiry	400S	3553790
On enquiry	400SY	3594640
On enquiry	400M	3635490
On enquiry	400MY	3792341
On enquiry	400L	3949192
On enquiry	400LY	4106043
On enquiry	450S	5250000
On enquiry	450M	5460000
On enquiry	450L	5617500
On enquiry	500K	6667500
On enquiry	500S	6825000
On enquiry	500M	7100100
On enquiry	500L	7245000
On enquiry	500G	7389900
On enquiry	560K	7411887
On enquiry	560S	7563150
On enquiry	560M	7717500
On enquiry	560L	7875000

NXD- Next Generation DC Motor

Standard Paint Shade: - 631 (IS-5)

Note:- kW, Voltages mentioned above are only indicative

RELIABILITY MEETS TRUST IN EVERY ROTATION


* GST and other applicable taxes and levies are not included in the prices. GST and any relevant taxes and levies will be added on at the current rate.



SOLID YOKE DC MOTORS

TOTALLY ENCLOSED FAN COOLED SOLID YOKE DC MOTOR

MOUNTING	FOOT	PROTECTION	IP 55
ARMATURE VOLTAGE	110V or 220V DC	ALTITUDE	1000 m
TEMPERATURE	50°C AMBIENT		
RPM	APPLICATION SPECIFIC	COOLING	IC 410 / IC411



SOLID YOKE DC MOTORS		SOLID YOKE DC MOTORS	
Frame Size	List Price	Frame Size	List Price
AES160U	278025	AFS225L	884521
AES160A	301070	AFS225LX	1023088
AES160S	360734	AFS225X	1015454
AES160M	436557	AFS250A	1062050
AFS180U	321728	AFS250S	1124189
AFS180A	356158	AFS250M	1186328
AFS180S	413589	AFS250L	1200045
AFS180M	489368	AFS280A	1240657
AFS180SPL-S	495308	AFS280S	1304974
AFS180SPL-M	530717	AFS280M	1497892
AFS180SPL-L	543334	AFS315SX	1902021
AFS180SPL-X	613184	AFS315S	2052435
AFS225S	659362	AFS315M	2156088
AFS225M	804111	AFS315L	2273062

Standard paint shade: - 631 (IS-5)

Note: - For AES Series IC410 cooling & for AFS series IC411 cooling

Sr No	VARIANT	PROTECTION	COOLING	YOKE	TYPE	PRICING GUIDELINES	FRAME RANGE
1	ASBG	IP23	IC06	LAM	SPDP	LISTED ABOVE	100 TO 500
2	ASHC	IP55	IC410	LAM	TESC	SAME AS ASBG	100 TO 225
3	ASBA	IP55	IC01	LAM	SPDP	SAME AS ASBG	100 TO 225
4	ASBH	IP23/ IP55	IC17/ IC37	LAM	DUCT COOLED	SAME AS ASBG	100 TO 280
5	NXDBH	IP23/ IP55	IC17/ IC37	LAM	DUCT COOLED	SAME AS NXDBH	315 TO 560
6	ASHQ	IP55	IC0666	LAM	AIR TO AIR HEAT EXCHANGER	REFER TO DIVISION	160 TO 280
7	NXDHQ	IP55	IC0666	LAM	AIR TO AIR HEAT EXCHANGER	REFER TO DIVISION	315 TO 400
8	ASHW	IP55	ICW37A86	LAM	AIR TO WATER HEAT EXCHANGER	REFER TO DIVISION	200 TO 280
9	ASHW	IP55	ICW37A86	LAM	AIR TO WATER HEAT EXCHANGER	REFER TO DIVISION	315 TO 500
10	AFS	IP55	IC411	SOLID	TEFC, B3/ B35	B35, AT EXTRA	180 TO 315
11	AUS	IP55	IC411	SOLID	TEFC, V1	V1, AT EXTRA	180 TO 315

Mill Duty DC Motors

Mill Duty Motors (Standard Features):

PROTECTION	IP 55	Bearing	Roller Bearing at Both ends
SHAFT	Tapered Double Shaft Extension	Standard	AISE / IPSS

Mill Duty DC Motors (Non Split Type)			
Frame Size		LP (TESC/ Duct Cooled)	LP(Forced Cooled)
ABS802		589149	692802
ABS803		730477	841225
ABS804		918984	1063909
ABS806		1343111	1484450
ABS808		1578698	1781340
ABS810	AEL810	1814373	2028763
ABS812	AEL812	3053688	3364691
ABS814	AEL814	3619154	3983254
ABS816	AEL816	4203496	4577001
ABS818	AEL818	5034502	5437256

Standard paint shade: - 631 (IS-5)

* GST and other applicable taxes and levies are not included in the prices. GST and any relevant taxes and levies will be added on at the current rate.



CASH EXTRA FOR SPECIAL FEATURES – DC MOTORS

Sr.No	Description	Cash Extras in % of ALP or absolute value in INR whichever is Lower	
1	Double Shaft Extension	Frame size 100 to 400	5%
2	DE Flange	Frame size 100 to 180	7.5%
		Frame size 200 to 315	5%
		Frame size 355 & above	Not applicable
3	RTD	Frame size 160 to 225	₹7700/-
		Frame size 250 to 315	₹11000/-
		Frame size 355 & 560	₹13200/-
4	BTD	Frame size 100 to 160	Not applicable
		Frame size 180 & above	₹13200/-
5	Thermistors	Frame size 100 & 132	Not applicable
		Frame size 160 & above	₹4800/-
6	Space Heater	Frame size 100 & 160	Not applicable
		Frame size 180 & above	₹4800/-
7	Blower Filter / Air Filter	Frame size 100 to 160	₹6600/-
		Frame size 180 & 200	₹11000/-
		Frame size 225 to 400	₹15400/-
		Frame size 450 & 560	₹19000/-
8	Non Std Paint	Frame size 100 & 132	₹5500/-
		Frame size 160 to 280	₹6600/-
		Frame size 315 to 400	₹14850/-
		Frame size 450 & 560	₹18500/-
9	Air Flow Switch	Frame size 100 to 160	₹1200/-
		Frame size 180 & 200	₹1800/-
		Frame size 225 to 280	₹2250/-
		Frame size 315 to 400	₹2750/-
		Frame size 450 & 560	₹5500/-
9	Cable Glands per Run	Frame size 100 to 160	₹1650/-
		Frame size 180 to 225	₹2750/-
		Frame size 250 & above	₹3550/-
10	Routine Test	Frame size 100 to 160	₹4400/-
		Frame size 180 & above	₹8800/-
11	Type Test	Frame size 100 to 160	₹8800/-
		Frame size 180 & above	₹17600/-

Note: RTD , BTD , Space Heaters and Thermistor are without controls



We put all our energy into saving yours!



Terms of sales

- **This price list supersedes all our Price lists issued before**
- For any **extra feature** not covered, kindly contact nearest CG sales office and refer spare price list for other accessories and spares
- **Delivery:** List Prices are ex-works/ ex-go down and excluding GST which will be charged extra at actual
- **Conditions for Sales:** The Price List is subjected to our standard "General Terms and Conditions of Tender and Sale" and prices are subject to revision without prior notice
- Prices are in INR
- **Packing and forwarding @ 1%** will be charged extra over net prices

General Notes

- Due to improvement being made from time, frame sizes indicated above are provisional and subject to change without prior notice
- The list prices are maximum recommended prices
- The list prices are subjected to change without prior notice
- Motor outputs are given in kW & HP. However KW is binding & HP is approximate
- For more details please contact our sales office

Warranty Policy

- All the products listed in the price list carry a warranty against manufacturing defects for a period of 18 months from the date of purchase or 12 months from the date of commissioning whichever is earlier
- Should the product prove to be defective due to faulty workmanship or otherwise, we will remedy the defect or replace the faulty parts or the whole product at our discretion, as soon as possible, free of cost

Comprehensive Service Support

- CG Power has over eight decades of experience in providing after sales service for LT Motors in every type of industry in India
- CG offers the following services, partnering you in your maintenance of LT Motors
- Extended Warranty up to 3 Years at extra cost.
- Health check-up & Regular Maintenance
- Preventive Maintenance Programme
- On Call services. (Toll free no:- 1800 267 0505)
- Annual Maintenance Contract WhatsApp:-9152670505
- Genuine spares



MADE IN INDIA, MADE FOR THE WORLD

Registered Office:

CG Power and Industrial Solutions Limited

CG House, 6th Floor, Dr. Annie Besant Road, Worli, Mumbai – 400300, India

Manufactured By:

CG Power and Industrial Solutions Limited

A-6/2, MIDC Industrial Area, Ahmednagar, 414111.

Regional Offices

North	West
<p>Noida 4th Floor, Discovery Tower, Plot No.17, Block A, Institutional Area, Sector 62, Noida - 201309, Uttar Pradesh.</p>	<p>Mumbai Western Region CG House, 8th Floor, Dr. Annie Besant Road, Worli Mumbai 400 030 Maharashtra, India</p>
East	South
<p>Kolkata 50 Chowringhee Road Kolkata 700 071 West Bengal, India</p>	<p>Chennai No-3, Dr. MGR Salai (Kodambakkam High Road) Nungambakkam, Chennai 600 034 Tamil Nadu, India</p>

All India Customer Care Toll – Free No: 1800-267-0505 or WhatsApp on 9152670505

Website: www.cgglobal.com

Follow us on : CG Industrial Division

